

**2022 LOGAN COUNTY ASSESSOR'S OFFICE REPORT TO THE EXCISE BOARD**

07/22/2022

City/Village								
DISTRICT	DESCRIPTION	PERSONAL PROPERTY	REAL PROPERTY	PUBLIC SERVICE	TOTAL VALUATION	HOMESTEAD EXEMPTIONS	OTHER EXEMPTIONS	NET VALUATION
TCAS	CASHION CITY	6,646	1,782,374	39,685	1,828,705	35,000	88,262	1,705,443
TCED	CEDAR VALLEY	821	1,893,737	118,982	2,013,540	38,000	171,213	1,804,327
TCIM	CIMARRON CITY	14,408	656,000	553,481	1,223,889	13,000	29,271	1,181,618
TCOY	COYLE CITY	8,967	741,449	146,973	897,389	47,931	12,824	836,634
TCRE	CRESCENT CITY	1,736,485	5,272,317	368,869	7,377,671	253,030	97,821	7,026,820
TEVA	EVANSVILLE	30	4,935	136	5,101	0	0	5,101
TGOO	GOODNIGHT	0	0	0	0	0	0	0
TGUT	GUTHRIE CITY	5,775,146	57,460,248	3,836,788	67,072,182	1,629,394	1,030,576	64,412,212
TICO	ICONIUM	0	8,224	0	8,224	0	0	8,224
TLAN	LANGSTON CITY	213,334	2,805,744	995,524	4,014,602	85,299	56,098	3,873,205
TLOV	LOVELL CITY	28,275	54,871	41,122	124,268	11,860	0	112,408
TMAR	MARSHALL CITY	201,644	438,297	83,794	723,735	42,491	7,306	673,938
TMER	MERIDIAN CITY	10,771	65,092	26,251	102,114	6,824	0	95,290
TMUL	MULHALL CITY	6,961	631,930	218,968	857,859	51,415	21,910	784,534
TNAV	NAVINA	11,825	68,180	0	80,005	2,000	0	78,005
TORL	ORLANDO CITY	30,236	292,712	84,236	407,184	25,342	655	381,187
TPLE	PLEASANT VALLEY	1,416	24,718	0	26,134	6,000	0	20,134
TSEW	SEWARD	8,473	38,528	36,356	83,357	5,000	0	78,357
<b>CITY/VILLAGE TOTAL VALUATION</b>		<b>8,055,438</b>	<b>72,239,356</b>	<b>6,551,165</b>	<b>86,845,959</b>	<b>2,252,586</b>	<b>1,515,936</b>	<b>83,077,437</b>

Comm-College								
DISTRICT	DESCRIPTION	PERSONAL PROPERTY	REAL PROPERTY	PUBLIC SERVICE	TOTAL VALUATION	HOMESTEAD EXEMPTIONS	OTHER EXEMPTIONS	NET VALUATION
VT05	VO-TECH DISTRICT 05	260,021	20,764	5,304	286,089	0	0	286,089
VT15	VO-TECH DISTRICT 15	1,576,770	2,333,992	891,831	4,802,593	84,718	18,619	4,699,256
VT16	VO-TECH DISTRICT 16	21,000,473	177,598,073	27,068,786	225,667,332	5,176,607	4,799,762	215,690,963
VT21	VO-TECH DISTRICT 21	12,949,813	174,391,635	9,766,908	197,108,356	3,452,401	5,849,229	187,806,726
VT21PI	FT TECH CNTR PHASE IN	7,241,145	11,442,975	19,298,165	37,982,285	237,000	151,550	37,593,735
VT23	VO-TECH DISTRICT 23	592,332	4,286,093	5,430,899	10,309,324	106,595	127,658	10,075,071
<b>COMM-COLLEGE TOTAL VALUATION</b>		<b>43,620,554</b>	<b>370,073,532</b>	<b>62,461,893</b>	<b>476,155,979</b>	<b>9,057,321</b>	<b>10,946,818</b>	<b>456,151,840</b>

## 2022 LOGAN COUNTY ASSESSOR'S OFFICE REPORT TO THE EXCISE BOARD

07/22/2022

County								
DISTRICT	DESCRIPTION	PERSONAL PROPERTY	REAL PROPERTY	PUBLIC SERVICE	TOTAL VALUATION	HOMESTEAD EXEMPTIONS	OTHER EXEMPTIONS	NET VALUATION
C001	LOGAN COUNTY	45,739,614	383,155,050	69,235,243	498,129,907	9,473,361	11,298,039	477,358,507
<b>COUNTY TOTAL VALUATION</b>		<b>45,739,614</b>	<b>383,155,050</b>	<b>69,235,243</b>	<b>498,129,907</b>	<b>9,473,361</b>	<b>11,298,039</b>	<b>477,358,507</b>

Fire-District								
DISTRICT	DESCRIPTION	PERSONAL PROPERTY	REAL PROPERTY	PUBLIC SERVICE	TOTAL VALUATION	HOMESTEAD EXEMPTIONS	OTHER EXEMPTIONS	NET VALUATION
FOCF	OAK CLIFF FIRE DISTRICT	3,776,309	145,274,626	4,248,304	153,299,239	0	0	153,299,239
FWCF	WOODCREST FIRE DISTRICT	1,427,509	48,831,738	1,443,227	51,702,474	0	0	51,702,474
<b>FIRE-DISTRICT TOTAL VALUATION</b>		<b>5,203,818</b>	<b>194,106,364</b>	<b>5,691,531</b>	<b>205,001,713</b>	<b>0</b>	<b>0</b>	<b>205,001,713</b>

Other								
DISTRICT	DESCRIPTION	PERSONAL PROPERTY	REAL PROPERTY	PUBLIC SERVICE	TOTAL VALUATION	HOMESTEAD EXEMPTIONS	OTHER EXEMPTIONS	NET VALUATION
EMS1	NORTH/EAST EMS DISTRICT	9,572,748	25,778,541	22,250,562	57,601,851	839,110	571,158	56,191,583
R0EV	EVERGREEN HILLS ROAD DIS	5,776	666,718	0	672,494	0	0	672,494
R0OS	OAK SPRINGS ROAD DISTRICT	0	1,352,865	0	1,352,865	0	0	1,352,865
R0SL	SHERWOOD LANE ROAD DISTRICT	0	596,522	0	596,522	0	0	596,522
R0SR	SPRING RIDGE RUR RD IMP	4,500	468,261	0	472,761	0	0	472,761
<b>OTHER TOTAL VALUATION</b>		<b>9,583,024</b>	<b>28,862,907</b>	<b>22,250,562</b>	<b>60,696,493</b>	<b>839,110</b>	<b>571,158</b>	<b>59,286,225</b>

School								
DISTRICT	DESCRIPTION	PERSONAL PROPERTY	REAL PROPERTY	PUBLIC SERVICE	TOTAL VALUATION	HOMESTEAD EXEMPTIONS	OTHER EXEMPTIONS	NET VALUATION
S011	GUTHRIE ISD	15,975,908	171,541,899	17,919,608	205,437,415	4,944,850	4,726,102	195,766,463
S012	CRESCENT ISD	9,211,929	17,833,218	3,436,352	30,481,499	689,072	381,196	29,411,231
S013	MULHALL-ORLANDO	4,822,092	5,551,208	8,687,270	19,060,570	213,757	47,477	18,799,336
SI14	COYLE ISD	2,119,060	13,081,518	6,773,350	21,973,928	416,040	351,221	21,206,667
SI94	MARSHALL	1,576,770	2,333,992	891,831	4,802,593	84,718	18,619	4,699,256
SK12	EDMOND ISD	3,125,852	109,173,736	4,382,993	116,682,581	1,910,329	3,566,222	111,206,030
SK89	CASHION	7,241,145	11,442,975	19,298,165	37,982,285	237,000	151,550	37,593,735
SLI4	WELLSTON	260,021	20,764	5,304	286,089	0	0	286,089
SOK3	LUTHER	592,332	4,286,093	5,430,899	10,309,324	106,595	127,658	10,075,071
SOK6	DEER CREEK	612,032	47,384,681	1,947,563	49,944,276	853,000	1,901,811	47,189,465

**2022 LOGAN COUNTY ASSESSOR'S OFFICE REPORT TO THE EXCISE BOARD**

07/22/2022


SP56 PERKINS-TRY	202,473	504,966	461,908	1,169,347	18,000	26,183	1,125,164
<b>SCHOOL TOTAL VALUATION</b>	<b>45,739,614</b>	<b>383,155,050</b>	<b>69,235,243</b>	<b>498,129,907</b>	<b>9,473,361</b>	<b>11,298,039</b>	<b>477,358,507</b>

I, WAYNE MURPHEY, Assessor of LOGAN County Oklahoma, do hereby certify that the foregoing is a true and correct statement of valuations for Real Estate, Personal Property, Public Service and Homestead Exemptions as certified by the State Board of Equalization and shown by the records in the County Assessor's office. Subscribed by my name and affixed the seal of the County Assessor's office on this day of 07/22/2022.

State of Oklahoma )  
 ) SS  
 LOGAN County )

*Wayne Murphey*

**WAYNE MURPHEY**  
 County Assessor  
 LOGAN County



I, TROY COLE, County Clerk of LOGAN County Oklahoma, do hereby certify that the above is a true, correct and complete list of the valuations of LOGAN County Oklahoma as certified by the LOGAN County Assessor's office.

*Troy Cole*



**TROY COLE**  
 County Clerk  
 LOGAN County

Seal

Excise Board:

*Kenny Davis*

*Chris Evens*

**JUL 27 2022**  
 Date

Real	Count	Value
Agricultural	2	574
Commercial	2	29,103
Residential	81	1,752,697
<b>Total Real Value</b>	<b>85</b>	<b>1,782,374</b>
Homestead	34	35,000
Veteran	3	88,262
Other	0	0
<b>Total Exempt</b>	<b>38</b>	<b>123,262</b>

**TIF Increment Value**

**Net Assessed 1,659,112**

**Under Protest**

Senior Freeze	4	21,662
Capped Parcels	33	49,178

Personal	Count	Value
Agricultural	2	61
Commercial	3	6,585
Mobile Home	0	0
<b>Total Personal</b>	<b>5</b>	<b>6,646</b>
<b>Total Exempt</b>	<b>0</b>	<b>0</b>

**TIF Increment Value**

**Net Assessed 6,646**

**Under Protest**

Public Service	Count	Value
<b>Total PS Value</b>	<b>5</b>	<b>39,685</b>

**TIF Increment Value**

**Net Assessed 39,685**

**Under Protest**

**District Totals**

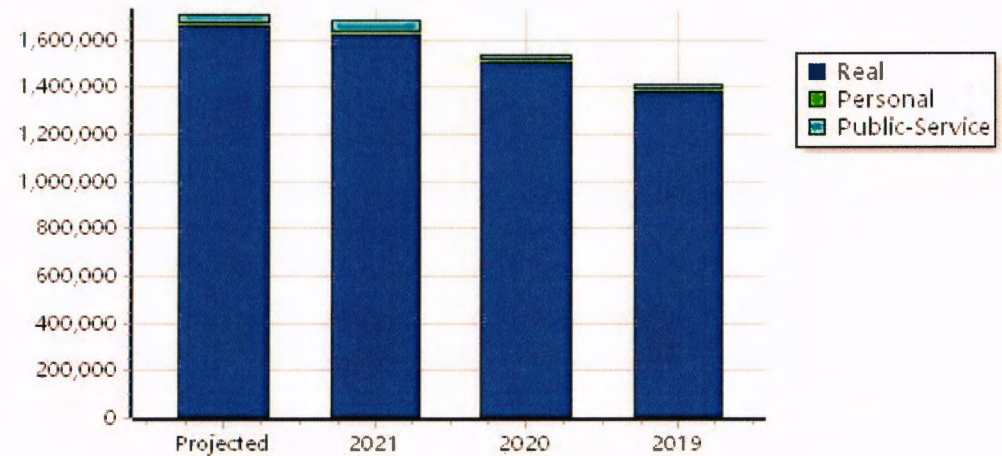

Total Gross Value	1,828,705
Homestead Loss	35,000
Other Exemption Loss	88,262

**TIF Increment Value**

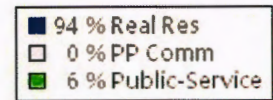
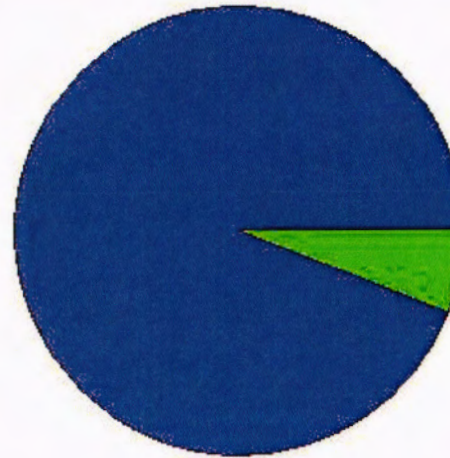
**Retained TIF Value**

**Net Assessed Value 1,705,443**

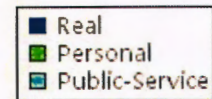
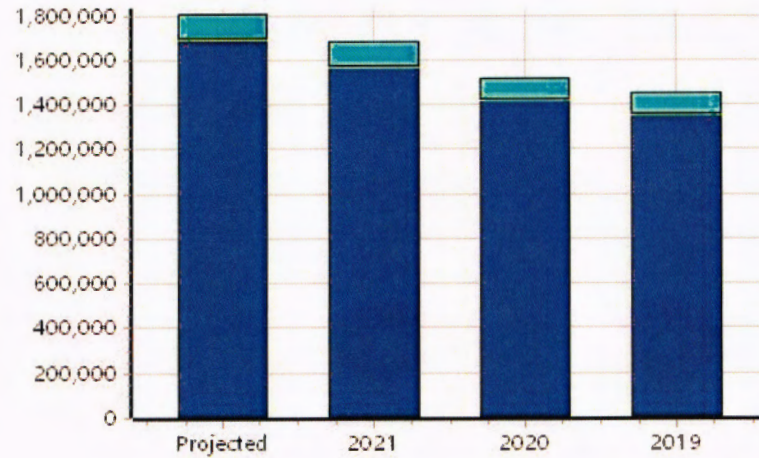
**Under Protest**



Real	Count	Value
Agricultural	0	0
Commercial	0	0
Residential	117	1,893,737
<b>Total Real Value</b>	<b>117</b>	<b>1,893,737</b>
Homestead	37	38,000
Veteran	6	171,213
Other	0	0
<b>Total Exempt</b>	<b>44</b>	<b>209,213</b>
<b>TIF Increment Value</b>		
<b>Net Assessed</b>		<b>1,684,524</b>
<b>Under Protest</b>		
Senior Freeze	12	59,712
Capped Parcels	53	91,425



Personal	Count	Value
Agricultural	0	0
Commercial	2	821
Mobile Home	0	0
<b>Total Personal</b>	<b>2</b>	<b>821</b>
<b>Total Exempt</b>	<b>0</b>	<b>0</b>
<b>TIF Increment Value</b>		
<b>Net Assessed</b>		<b>821</b>
<b>Under Protest</b>		



Public Service	Count	Value
<b>Total PS Value</b>	<b>4</b>	<b>118,982</b>
<b>TIF Increment Value</b>		
<b>Net Assessed</b>		<b>118,982</b>
<b>Under Protest</b>		

<b>District Totals</b>	
Total Gross Value	2,013,540
Homestead Loss	38,000
Other Exemption Loss	171,213
<b>TIF Increment Value</b>	
<b>Retained TIF Value</b>	
<b>Net Assessed Value</b>	<b>1,804,327</b>
<b>Under Protest</b>	

Real	Count	Value
Agricultural	1	210
Commercial	4	23,573
Residential	54	632,217
<b>Total Real Value</b>	<b>59</b>	<b>656,000</b>
Homestead	13	13,000
Veteran	1	29,271
Other	0	0
<b>Total Exempt</b>	<b>14</b>	<b>42,271</b>

**TIF Increment Value**

**Net Assessed 613,729**

**Under Protest**

Senior Freeze	3	33,088
Capped Parcels	23	58,115

Personal	Count	Value
Agricultural	2	1,979
Commercial	3	5,273
Mobile Home	2	7,156
<b>Total Personal</b>	<b>7</b>	<b>14,408</b>
<b>Total Exempt</b>	<b>0</b>	<b>0</b>

**TIF Increment Value**

**Net Assessed 14,408**

**Under Protest**

Public Service	Count	Value
<b>Total PS Value</b>	<b>5</b>	<b>553,481</b>

**TIF Increment Value**

**Net Assessed 553,481**

**Under Protest**

**District Totals**

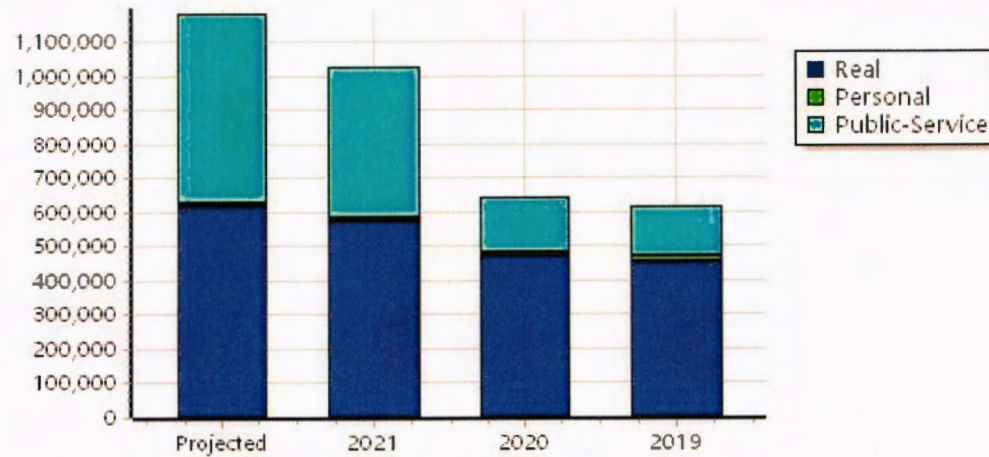

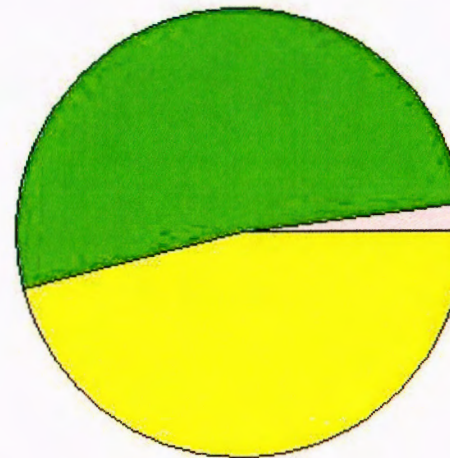
Total Gross Value	1,223,889
Homestead Loss	13,000
Other Exemption Loss	29,271

**TIF Increment Value**

**Retained TIF Value**

**Net Assessed Value 1,181,618**

**Under Protest**



Real	Count	Value
Agricultural	7	26,668
Commercial	18	32,284
Residential	190	682,497
<b>Total Real Value</b>	<b>215</b>	<b>741,449</b>
Homestead	48	47,931
Veteran	1	12,824
Other	0	0
<b>Total Exempt</b>	<b>51</b>	<b>60,755</b>

**TIF Increment Value**

**Net Assessed 680,694**

**Under Protest**

Senior Freeze	10	7,668
Capped Parcels	137	857,471

Personal	Count	Value
Agricultural	1	1,771
Commercial	2	429
Mobile Home	10	6,767
<b>Total Personal</b>	<b>13</b>	<b>8,967</b>
<b>Total Exempt</b>	<b>0</b>	<b>0</b>

**TIF Increment Value**

**Net Assessed 8,967**

**Under Protest**

Public Service	Count	Value
<b>Total PS Value</b>	<b>8</b>	<b>146,973</b>

**TIF Increment Value**

**Net Assessed 146,973**

**Under Protest**

**District Totals**

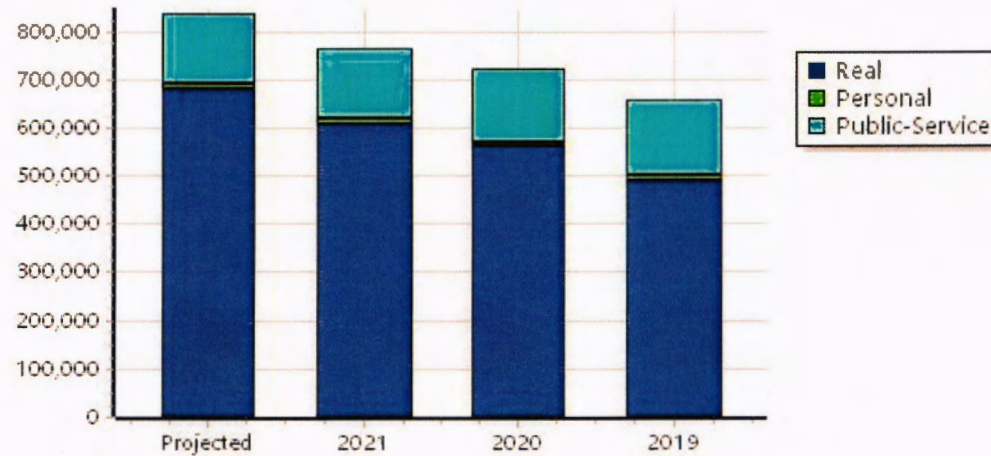

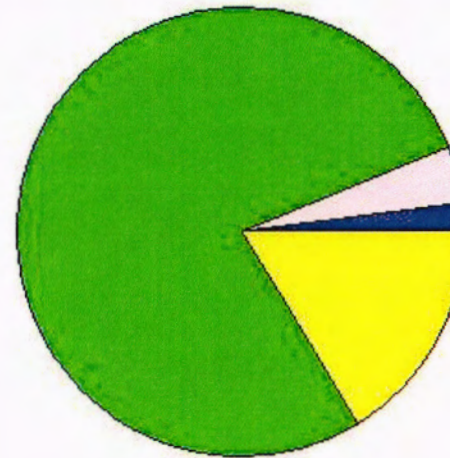
Total Gross Value	897,389
Homestead Loss	47,931
Other Exemption Loss	12,824

**TIF Increment Value**

**Retained TIF Value**

**Net Assessed Value 836,634**

**Under Protest**



Real	Count	Value
Agricultural	10	45,082
Commercial	86	897,331
Residential	781	4,329,904
<b>Total Real Value</b>	<b>877</b>	<b>5,272,317</b>

Homestead	224	253,030
Veteran	9	97,821
Other	0	0
<b>Total Exempt</b>	<b>265</b>	<b>350,851</b>

**TIF Increment Value**

**Net Assessed** 4,921,466

**Under Protest**

Senior Freeze	123	411,281
Capped Parcels	305	2,292,309

Personal	Count	Value
Agricultural	4	46,521
Commercial	63	1,680,581
Mobile Home	10	9,383
<b>Total Personal</b>	<b>77</b>	<b>1,736,485</b>

**Total Exempt** 0 0

**TIF Increment Value**

**Net Assessed** 1,736,485

**Under Protest**

Public Service	Count	Value
<b>Total PS Value</b>	<b>7</b>	<b>368,869</b>

**TIF Increment Value**

**Net Assessed** 368,869

**Under Protest**

**District Totals**

Total Gross Value 7,377,671

Homestead Loss 253,030

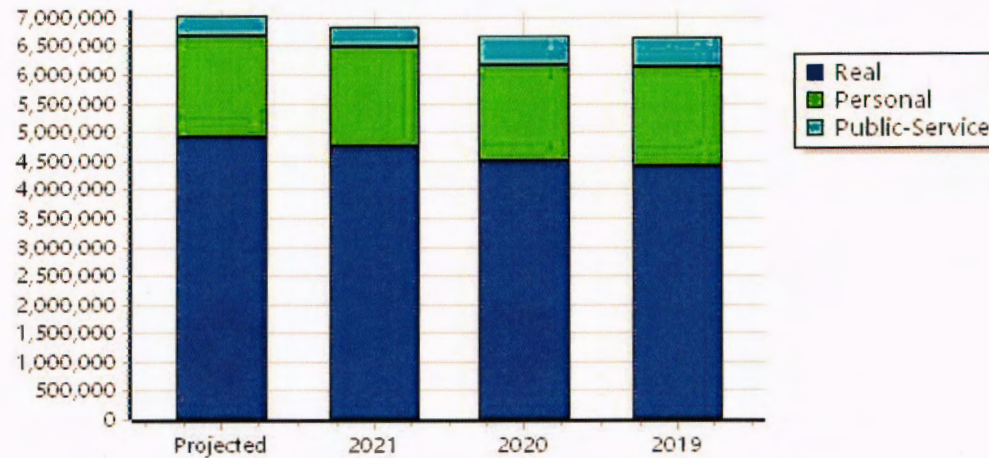
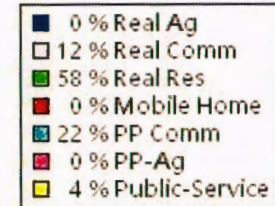
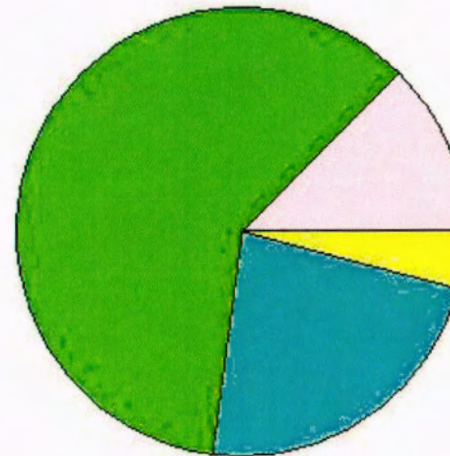
Other Exemption Loss 97,821

**TIF Increment Value**

**Retained TIF Value**

**Net Assessed Value** 7,026,820

**Under Protest**





Real	Count	Value
Agricultural	0	0
Commercial	0	0
Residential	11	4,935
<b>Total Real Value</b>	<b>11</b>	<b>4,935</b>
Homestead	0	0
Veteran	0	0
Other	0	0
<b>Total Exempt</b>	<b>0</b>	<b>0</b>

**TIF Increment Value**

**Net Assessed 4,935**

**Under Protest**

Senior Freeze	0	0
Capped Parcels	1	9,900

Personal	Count	Value
Agricultural	0	0
Commercial	1	30
Mobile Home	0	0
<b>Total Personal</b>	<b>1</b>	<b>30</b>
<b>Total Exempt</b>	<b>0</b>	<b>0</b>

**TIF Increment Value**

**Net Assessed 30**

**Under Protest**

Public Service	Count	Value
<b>Total PS Value</b>	<b>1</b>	<b>136</b>

**TIF Increment Value**

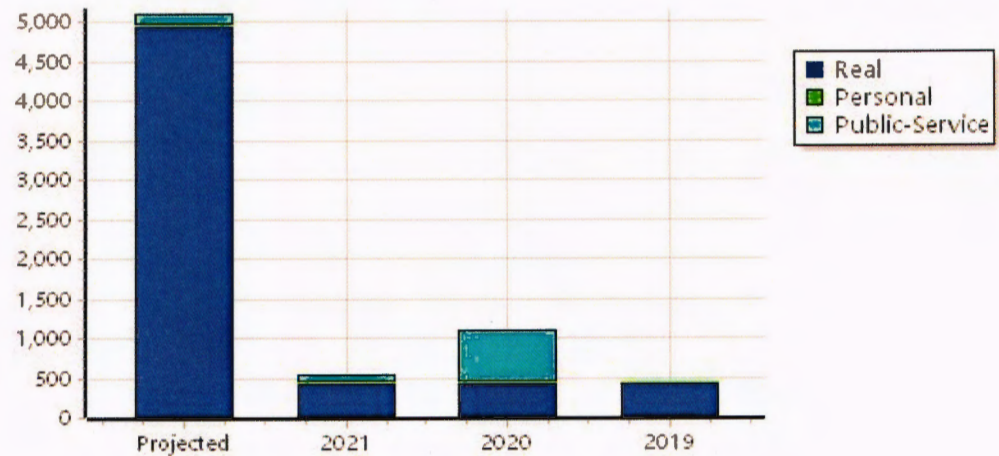

**Net Assessed 136**

**Under Protest**

**District Totals**

Total Gross Value	5,101
Homestead Loss	0
Other Exemption Loss	0
<b>TIF Increment Value</b>	
<b>Retained TIF Value</b>	
<b>Net Assessed Value</b>	<b>5,101</b>

**Under Protest**



Real	Count	Value
Agricultural	0	0
Commercial	0	0
Residential	0	0
<b>Total Real Value</b>	<b>0</b>	<b>0</b>

Homestead	0	0
Veteran	0	0
Other	0	0
<b>Total Exempt</b>	<b>0</b>	<b>0</b>

**TIF Increment Value**

**Net Assessed** 0

**Under Protest**

Senior Freeze	0	0
Capped Parcels	0	0

Personal	Count	Value
Agricultural	0	0
Commercial	0	0
Mobile Home	0	0
<b>Total Personal</b>	<b>0</b>	<b>0</b>

**Total Exempt** 0

**TIF Increment Value**

**Net Assessed** 0

**Under Protest**

Public Service	Count	Value
<b>Total PS Value</b>	<b>0</b>	<b>0</b>

**TIF Increment Value**

**Net Assessed** 0

**Under Protest**

**District Totals**

Total Gross Value 0

Homestead Loss 0

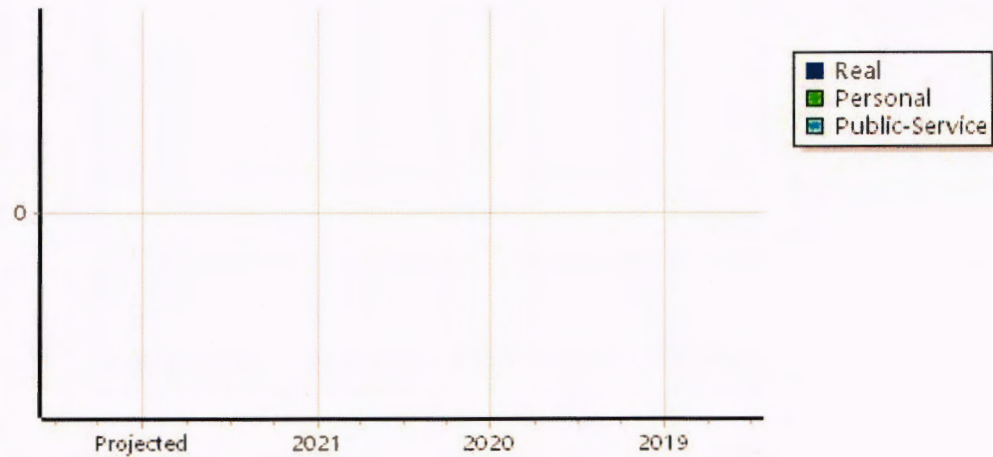
Other Exemption Loss 0

**TIF Increment Value**

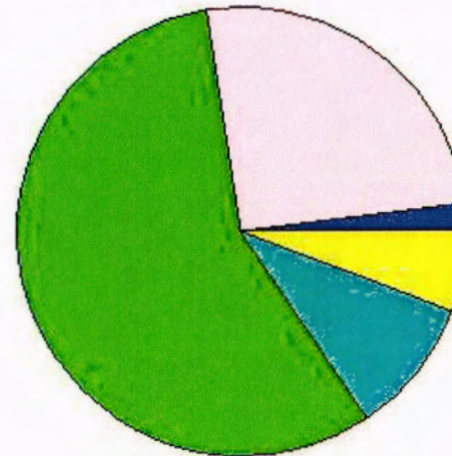
**Retained TIF Value**

**Net Assessed Value** 0

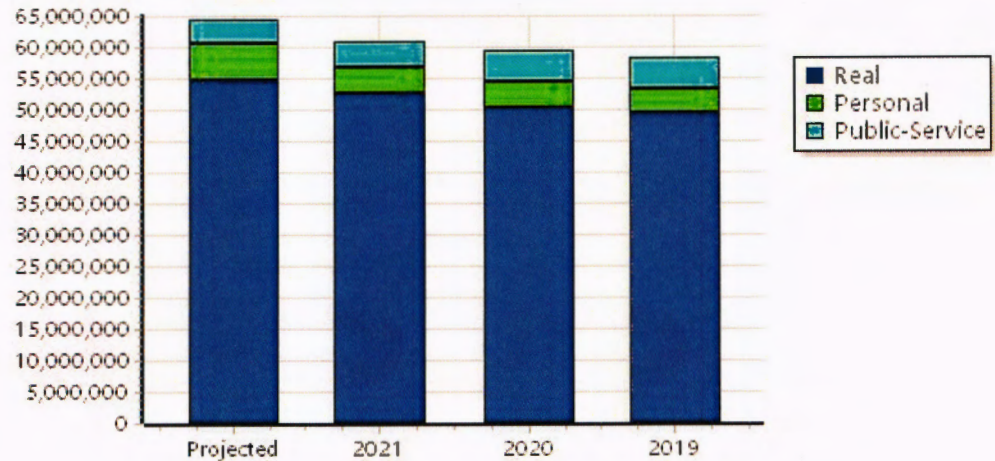
**Under Protest**



Real	Count	Value
Agricultural	127	829,153
Commercial	512	17,840,036
Residential	4,926	38,791,059
<b>Total Real Value</b>	<b>5,565</b>	<b>57,460,248</b>
Homestead	1,554	1,629,394
Veteran	76	1,030,576
Other	0	0
<b>Total Exempt</b>	<b>1,718</b>	<b>2,659,970</b>
<b>TIF Increment Value</b>		
<b>Net Assessed</b>		<b>54,800,278</b>
<b>Under Protest</b>		
Senior Freeze	632	2,100,376
Capped Parcels	2,448	19,114,397




Personal	Count	Value
Agricultural	26	106,069
Commercial	447	6,101,339
Mobile Home	10	21,766
<b>Total Personal</b>	<b>483</b>	<b>6,229,174</b>
<b>Total Exempt</b>	<b>2</b>	<b>454,028</b>
<b>TIF Increment Value</b>		
<b>Net Assessed</b>		<b>5,775,146</b>
<b>Under Protest</b>		
<b>Public Service</b>		
<b>Total PS Value</b>	<b>22</b>	<b>3,836,788</b>
<b>TIF Increment Value</b>		
<b>Net Assessed</b>		<b>3,836,788</b>
<b>Under Protest</b>		



<b>District Totals</b>	
Total Gross Value	67,526,210
Homestead Loss	1,629,394
Other Exemption Loss	1,484,604
<b>TIF Increment Value</b>	
<b>Retained TIF Value</b>	
<b>Net Assessed Value</b>	<b>64,412,212</b>
<b>Under Protest</b>	

Real	Count	Value
Agricultural	0	0
Commercial	0	0
Residential	49	8,224
<b>Total Real Value</b>	<b>49</b>	<b>8,224</b>
Homestead	0	0
Veteran	0	0
Other	0	0
<b>Total Exempt</b>	<b>0</b>	<b>0</b>



**TIF Increment Value**

<b>Net Assessed</b>	<b>8,224</b>
<b>Under Protest</b>	
Senior Freeze	0
Capped Parcels	50
	18,838

Personal	Count	Value
Agricultural	0	0
Commercial	0	0
Mobile Home	0	0
<b>Total Personal</b>	<b>0</b>	<b>0</b>
<b>Total Exempt</b>	<b>0</b>	<b>0</b>

**TIF Increment Value**

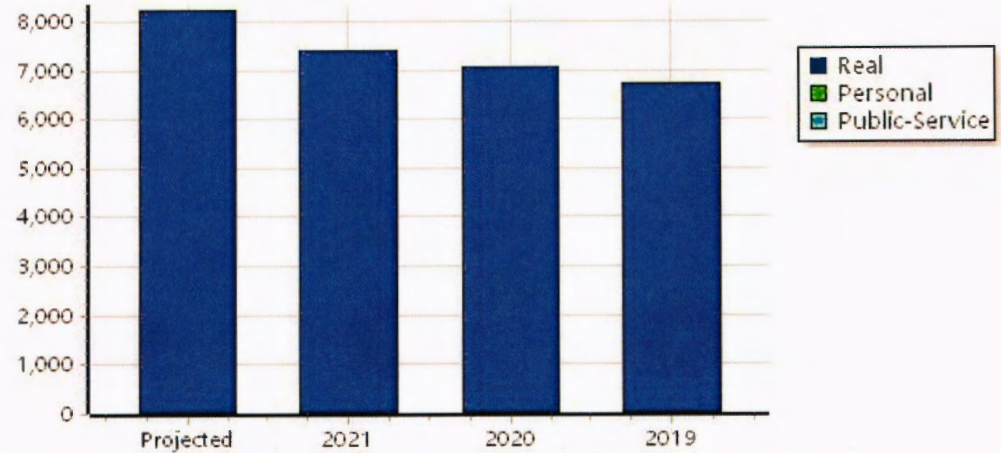
<b>Net Assessed</b>	<b>0</b>
<b>Under Protest</b>	

Public Service	Count	Value
<b>Total PS Value</b>	<b>0</b>	<b>0</b>

**TIF Increment Value**

<b>Net Assessed</b>	<b>0</b>
<b>Under Protest</b>	

District Totals	
Total Gross Value	8,224
Homestead Loss	0
Other Exemption Loss	0
<b>TIF Increment Value</b>	
<b>Retained TIF Value</b>	
<b>Net Assessed Value</b>	<b>8,224</b>
<b>Under Protest</b>	



Real	Count	Value
Agricultural	106	539,640
Commercial	25	232,422
Residential	892	2,033,682
<b>Total Real Value</b>	<b>1,023</b>	<b>2,805,744</b>
Homestead	85	85,299
Veteran	3	56,098
Other	0	0
<b>Total Exempt</b>	<b>93</b>	<b>141,397</b>

**TIF Increment Value**

**Net Assessed** 2,664,347

**Under Protest**

Senior Freeze	18	45,310
Capped Parcels	643	9,598,253

Personal	Count	Value
Agricultural	4	859
Commercial	32	180,970
Mobile Home	8	31,505
<b>Total Personal</b>	<b>44</b>	<b>213,334</b>
<b>Total Exempt</b>	<b>0</b>	<b>0</b>

**TIF Increment Value**

**Net Assessed** 213,334

**Under Protest**

Public Service	Count	Value
<b>Total PS Value</b>	<b>7</b>	<b>995,524</b>

**TIF Increment Value**

**Net Assessed** 995,524

**Under Protest**

**District Totals**

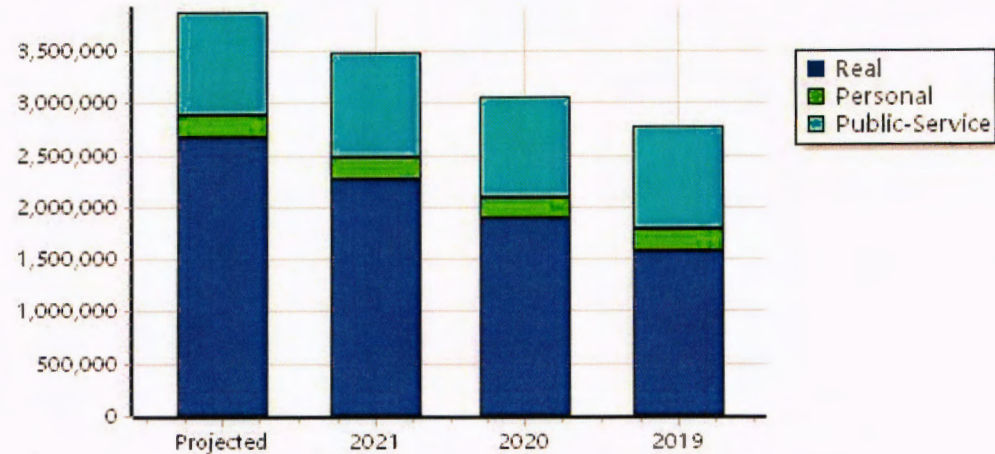
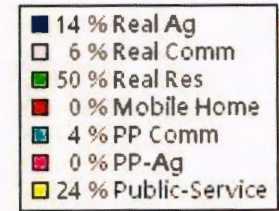
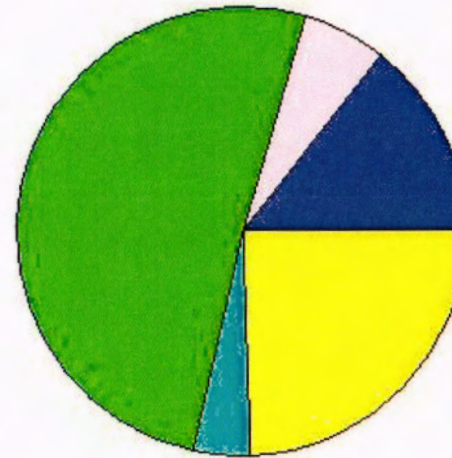
Total Gross Value	4,014,602
Homestead Loss	85,299
Other Exemption Loss	56,098

**TIF Increment Value**

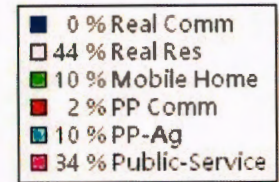
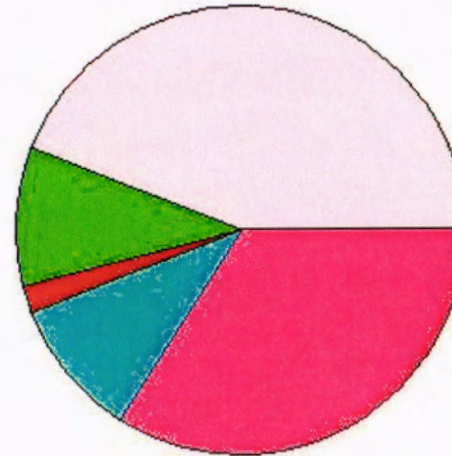
**Retained TIF Value**

**Net Assessed Value** 3,873,205

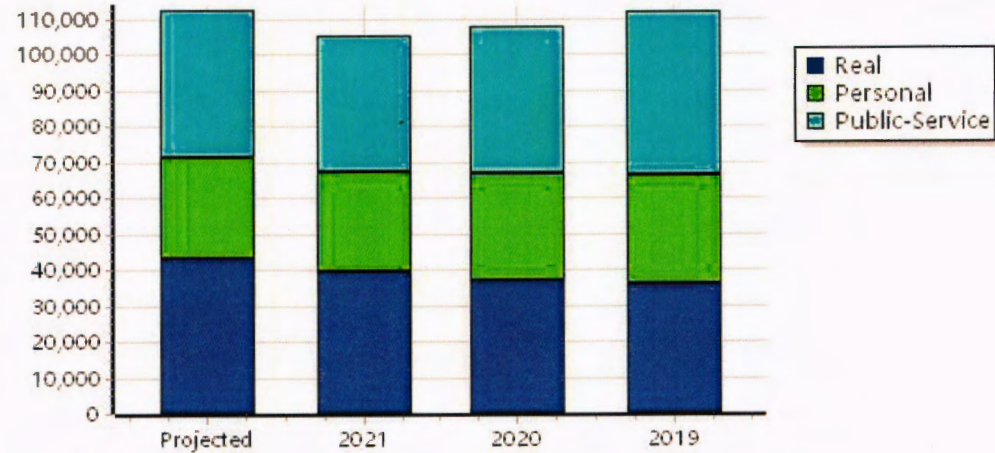
**Under Protest**



Real	Count	Value
Agricultural	0	0
Commercial	2	197
Residential	94	54,674
<b>Total Real Value</b>	<b>96</b>	<b>54,871</b>
Homestead	12	11,860
Veteran	0	0
Other	0	0
<b>Total Exempt</b>	<b>13</b>	<b>11,860</b>
<b>TIF Increment Value</b>		
<b>Net Assessed</b>		<b>43,011</b>
<b>Under Protest</b>		
Senior Freeze	4	12,492
Capped Parcels	85	16,936



Personal	Count	Value
Agricultural	3	13,388
Commercial	2	2,718
Mobile Home	2	12,169
<b>Total Personal</b>	<b>7</b>	<b>28,275</b>
<b>Total Exempt</b>	<b>0</b>	<b>0</b>
<b>TIF Increment Value</b>		
<b>Net Assessed</b>		<b>28,275</b>
<b>Under Protest</b>		



Public Service	Count	Value
<b>Total PS Value</b>	<b>3</b>	<b>41,122</b>
<b>TIF Increment Value</b>		
<b>Net Assessed</b>		<b>41,122</b>
<b>Under Protest</b>		

<b>District Totals</b>	
Total Gross Value	124,268
Homestead Loss	11,860
Other Exemption Loss	0
<b>TIF Increment Value</b>	
<b>Retained TIF Value</b>	
<b>Net Assessed Value</b>	<b>112,408</b>
<b>Under Protest</b>	

Real	Count	Value
Agricultural	2	309
Commercial	30	62,691
Residential	320	375,297
<b>Total Real Value</b>	<b>352</b>	<b>438,297</b>
Homestead	46	42,491
Veteran	1	7,306
Other	0	0
<b>Total Exempt</b>	<b>47</b>	<b>49,797</b>

**TIF Increment Value**

**Net Assessed 388,500**

**Under Protest**

Senior Freeze	9	12,236
Capped Parcels	204	145,357

Personal	Count	Value
Agricultural	6	62,139
Commercial	5	130,952
Mobile Home	2	8,753
<b>Total Personal</b>	<b>13</b>	<b>201,844</b>
<b>Total Exempt</b>	<b>1</b>	<b>200</b>

**TIF Increment Value**

**Net Assessed 201,644**

**Under Protest**

Public Service	Count	Value
<b>Total PS Value</b>	<b>6</b>	<b>83,794</b>

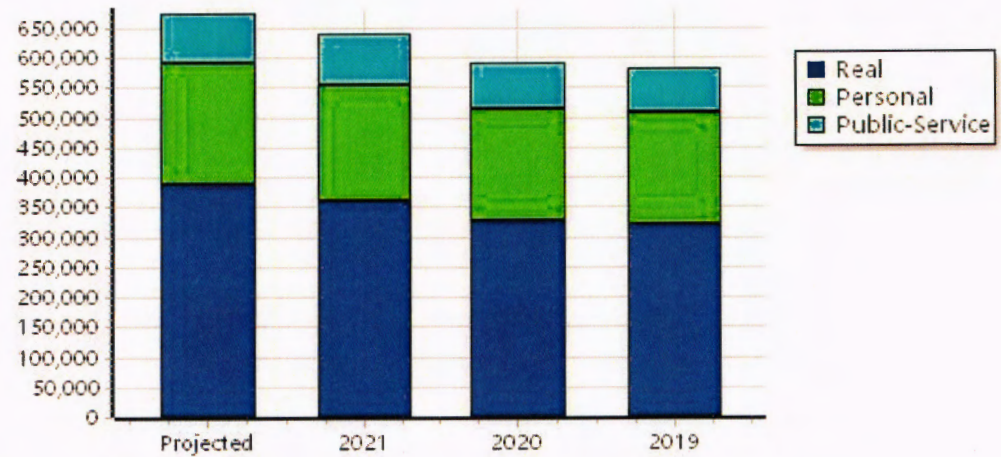
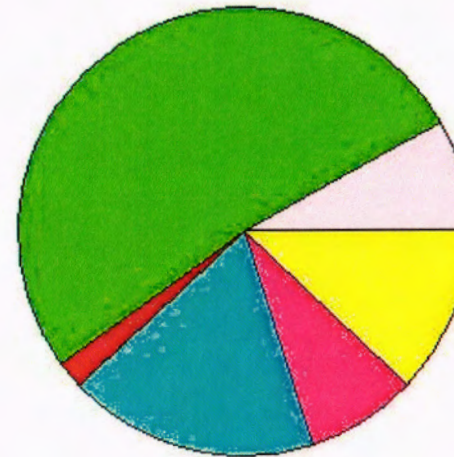
**TIF Increment Value**

**Net Assessed 83,794**

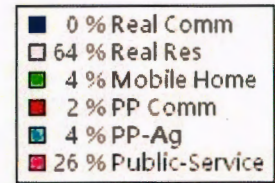
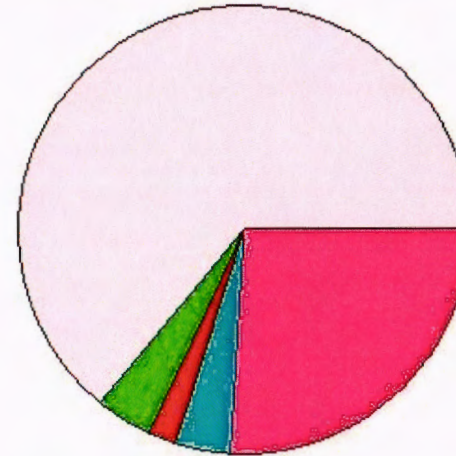
**Under Protest**

**District Totals**

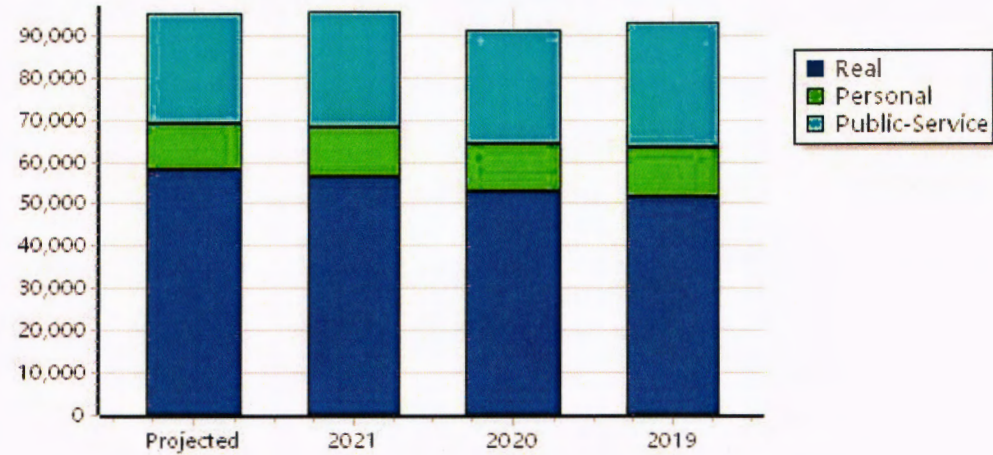
Total Gross Value	723,935
Homestead Loss	42,491
Other Exemption Loss	7,506
<b>TIF Increment Value</b>	
<b>Retained TIF Value</b>	
<b>Net Assessed Value</b>	<b>673,938</b>
<b>Under Protest</b>	



Real	Count	Value
Agricultural	0	0
Commercial	1	275
Residential	171	64,817
<b>Total Real Value</b>	<b>172</b>	<b>65,092</b>
Homestead	7	6,824
Veteran	0	0
Other	0	0
<b>Total Exempt</b>	<b>8</b>	<b>6,824</b>
<b>TIF Increment Value</b>		
<b>Net Assessed</b>		<b>58,268</b>
<b>Under Protest</b>		
Senior Freeze	4	4,597
Capped Parcels	154	107,764



Personal	Count	Value
Agricultural	3	4,401
Commercial	4	1,992
Mobile Home	2	4,978
<b>Total Personal</b>	<b>9</b>	<b>11,371</b>
<b>Total Exempt</b>	<b>3</b>	<b>600</b>
<b>TIF Increment Value</b>		
<b>Net Assessed</b>		<b>10,771</b>
<b>Under Protest</b>		
<b>Public Service</b>		
<b>Total PS Value</b>	<b>5</b>	<b>26,251</b>
<b>TIF Increment Value</b>		
<b>Net Assessed</b>		<b>26,251</b>
<b>Under Protest</b>		



<b>District Totals</b>	
Total Gross Value	102,714
Homestead Loss	6,824
Other Exemption Loss	600
<b>TIF Increment Value</b>	
<b>Retained TIF Value</b>	
<b>Net Assessed Value</b>	<b>95,290</b>
<b>Under Protest</b>	



Real	Count	Value
Agricultural	1	19
Commercial	14	43,948
Residential	150	587,963
<b>Total Real Value</b>	<b>165</b>	<b>631,930</b>
Homestead	48	51,415
Veteran	2	21,910
Other	0	0
<b>Total Exempt</b>	<b>54</b>	<b>73,325</b>

**TIF Increment Value**

**Net Assessed 558,605**

**Under Protest**

Senior Freeze	12	20,142
Capped Parcels	111	1,116,491

Personal	Count	Value
Agricultural	0	0
Commercial	4	882
Mobile Home	4	6,079
<b>Total Personal</b>	<b>8</b>	<b>6,961</b>
<b>Total Exempt</b>	<b>0</b>	<b>0</b>

**TIF Increment Value**

**Net Assessed 6,961**

**Under Protest**

Public Service	Count	Value
<b>Total PS Value</b>	<b>7</b>	<b>218,968</b>

**TIF Increment Value**

**Net Assessed 218,968**

**Under Protest**

**District Totals**

Total Gross Value 857,859

Homestead Loss 51,415


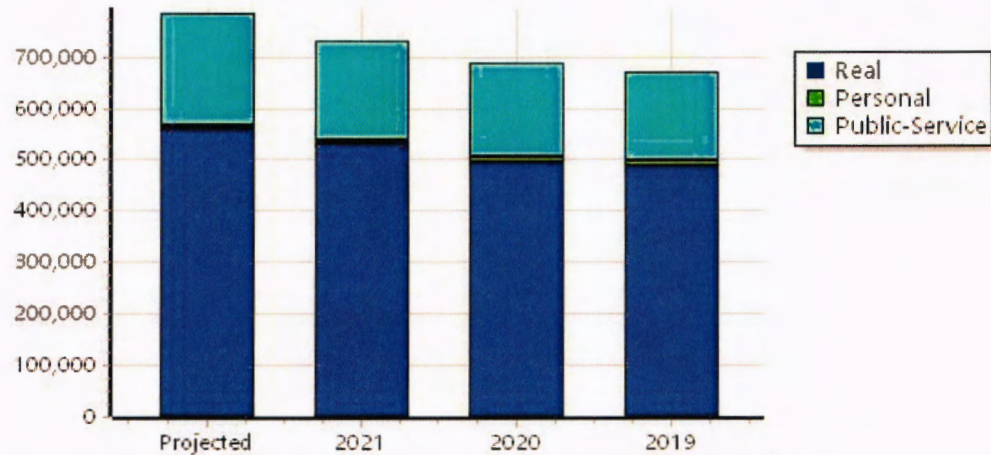
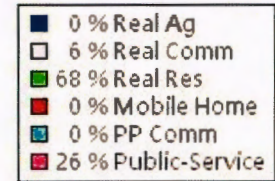
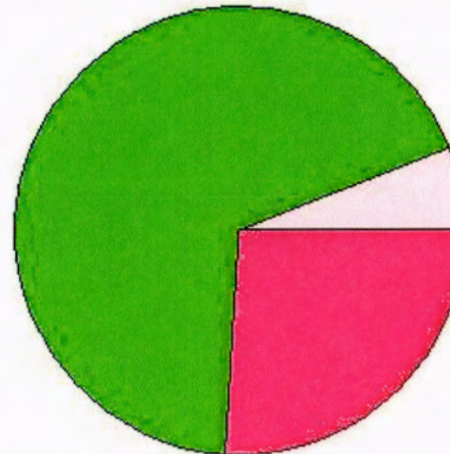
Other Exemption Loss 21,910

**TIF Increment Value**

**Retained TIF Value**

**Net Assessed Value 784,534**

**Under Protest**



Real	Count	Value
Agricultural	1	88
Commercial	2	8,457
Residential	67	59,635
<b>Total Real Value</b>	<b>70</b>	<b>68,180</b>
Homestead	2	2,000
Veteran	0	0
Other	0	0
<b>Total Exempt</b>	<b>2</b>	<b>2,000</b>

**TIF Increment Value**

**Net Assessed 66,180**

**Under Protest**

Senior Freeze	1	5,838
Capped Parcels	51	37,699

Personal	Count	Value
Agricultural	2	7,400
Commercial	1	179
Mobile Home	3	4,246
<b>Total Personal</b>	<b>6</b>	<b>11,825</b>
<b>Total Exempt</b>	<b>0</b>	<b>0</b>

**TIF Increment Value**

**Net Assessed 11,825**

**Under Protest**

Public Service	Count	Value
<b>Total PS Value</b>	<b>0</b>	<b>0</b>

**TIF Increment Value**

**Net Assessed 0**

**Under Protest**

**District Totals**

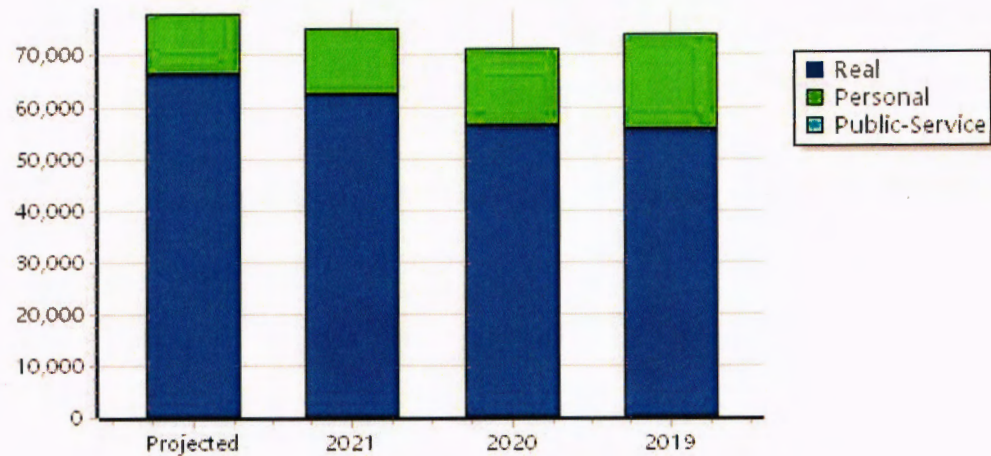
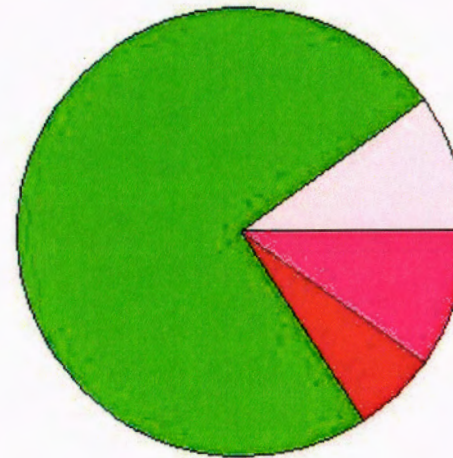
Total Gross Value	80,005
Homestead Loss	2,000
Other Exemption Loss	0

**TIF Increment Value**

**Retained TIF Value**

**Net Assessed Value 78,005**

**Under Protest**



Real	Count	Value
Agricultural	0	0
Commercial	2	3,262
Residential	119	289,450
<b>Total Real Value</b>	<b>121</b>	<b>292,712</b>
Homestead	27	25,342
Veteran	1	655
Other	0	0
<b>Total Exempt</b>	<b>28</b>	<b>25,997</b>

**TIF Increment Value**

**Net Assessed 266,715**

**Under Protest**

Senior Freeze	3	4,286
Capped Parcels	52	251,870

Personal	Count	Value
Agricultural	0	0
Commercial	2	25,684
Mobile Home	2	4,552
<b>Total Personal</b>	<b>4</b>	<b>30,236</b>
<b>Total Exempt</b>	<b>0</b>	<b>0</b>

**TIF Increment Value**

**Net Assessed 30,236**

**Under Protest**

Public Service	Count	Value
<b>Total PS Value</b>	<b>4</b>	<b>84,236</b>

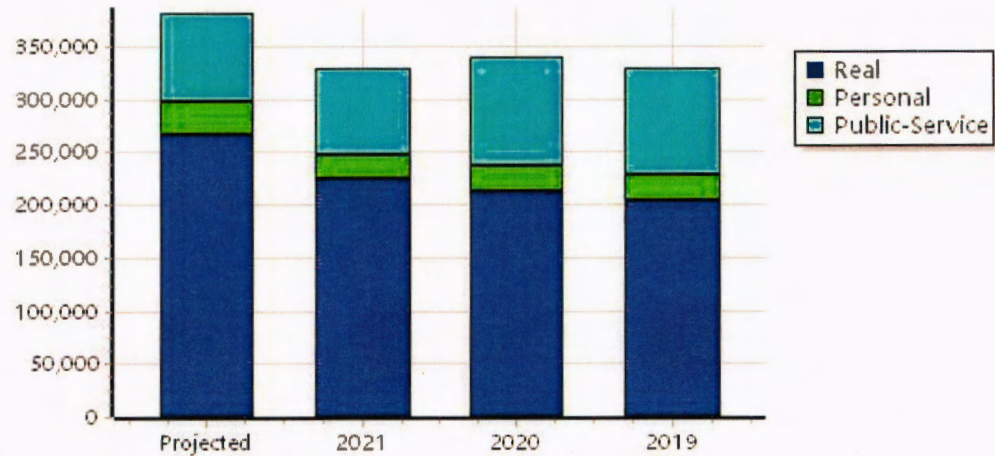
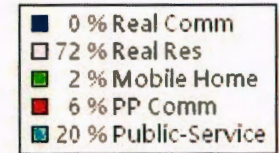
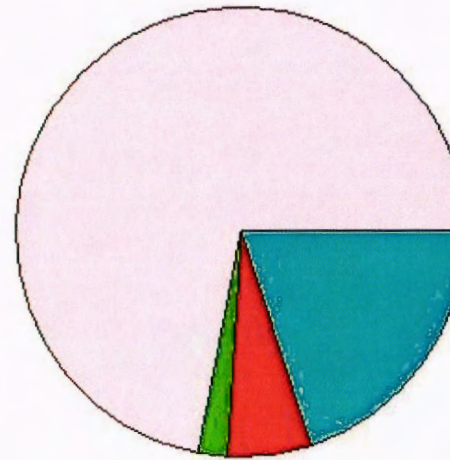
**TIF Increment Value**

**Net Assessed 84,236**

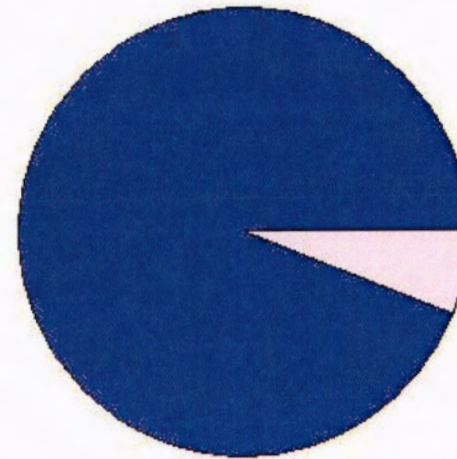
**Under Protest**

**District Totals**

Total Gross Value	407,184
Homestead Loss	25,342
Other Exemption Loss	655
<b>TIF Increment Value</b>	
<b>Retained TIF Value</b>	
<b>Net Assessed Value</b>	<b>381,187</b>
<b>Under Protest</b>	

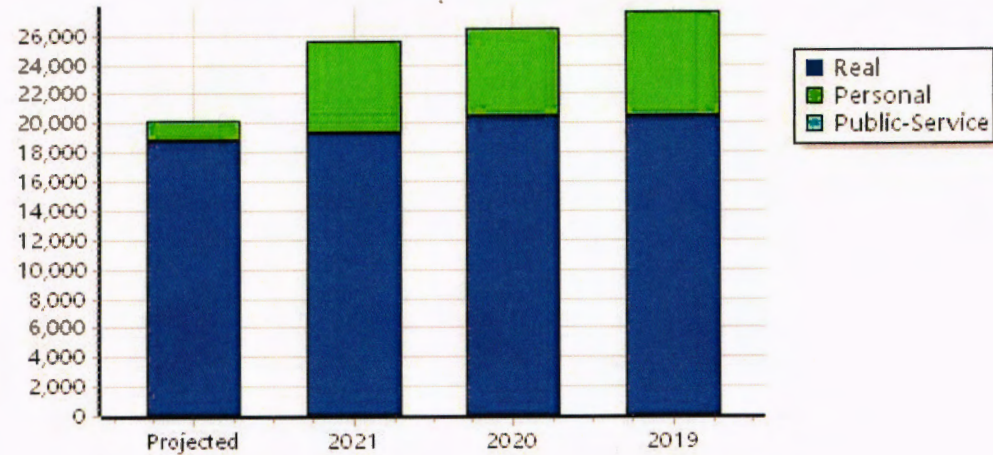


Real	Count	Value
Agricultural	0	0
Commercial	0	0
Residential	65	24,718
<b>Total Real Value</b>	<b>65</b>	<b>24,718</b>
Homestead	5	6,000
Veteran	0	0
Other	0	0
<b>Total Exempt</b>	<b>6</b>	<b>6,000</b>
<b>TIF Increment Value</b>		
<b>Net Assessed</b>		<b>18,718</b>
<b>Under Protest</b>		
Senior Freeze	2	1,609
Capped Parcels	3	1,807



■ 94 % Real Res  
□ 6 % PP-Ag

Personal	Count	Value
Agricultural	1	1,416
Commercial	0	0
Mobile Home	0	0
<b>Total Personal</b>	<b>1</b>	<b>1,416</b>
<b>Total Exempt</b>	<b>0</b>	<b>0</b>
<b>TIF Increment Value</b>		
<b>Net Assessed</b>		<b>1,416</b>
<b>Under Protest</b>		



■ Real  
■ Personal  
■ Public-Service

Public Service	Count	Value
<b>Total PS Value</b>	<b>0</b>	<b>0</b>
<b>TIF Increment Value</b>		
<b>Net Assessed</b>		<b>0</b>
<b>Under Protest</b>		

<b>District Totals</b>	
Total Gross Value	26,134
Homestead Loss	6,000
Other Exemption Loss	0
<b>TIF Increment Value</b>	
<b>Retained TIF Value</b>	
<b>Net Assessed Value</b>	<b>20,134</b>
<b>Under Protest</b>	

TSEW SEWARD

District Type : City/Village

Real	Count	Value
Agricultural	0	0
Commercial	0	0
Residential	46	38,528
<b>Total Real Value</b>	<b>46</b>	<b>38,528</b>
Homestead	4	5,000
Veteran	0	0
Other	0	0
<b>Total Exempt</b>	<b>5</b>	<b>5,000</b>

**TIF Increment Value**

**Net Assessed 33,528**

**Under Protest**

Senior Freeze	2	4,205
Capped Parcels	16	17,476

Personal	Count	Value
Agricultural	0	0
Commercial	0	0
Mobile Home	1	8,473
<b>Total Personal</b>	<b>1</b>	<b>8,473</b>
<b>Total Exempt</b>	<b>0</b>	<b>0</b>

**TIF Increment Value**

**Net Assessed 8,473**

**Under Protest**

Public Service	Count	Value
<b>Total PS Value</b>	<b>3</b>	<b>36,356</b>

**TIF Increment Value**

**Net Assessed 36,356**

**Under Protest**

**District Totals**

Total Gross Value 83,357

Homestead Loss 5,000

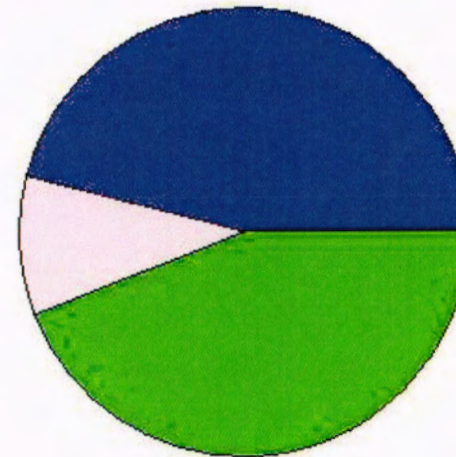
Other Exemption Loss 0

**TIF Increment Value**

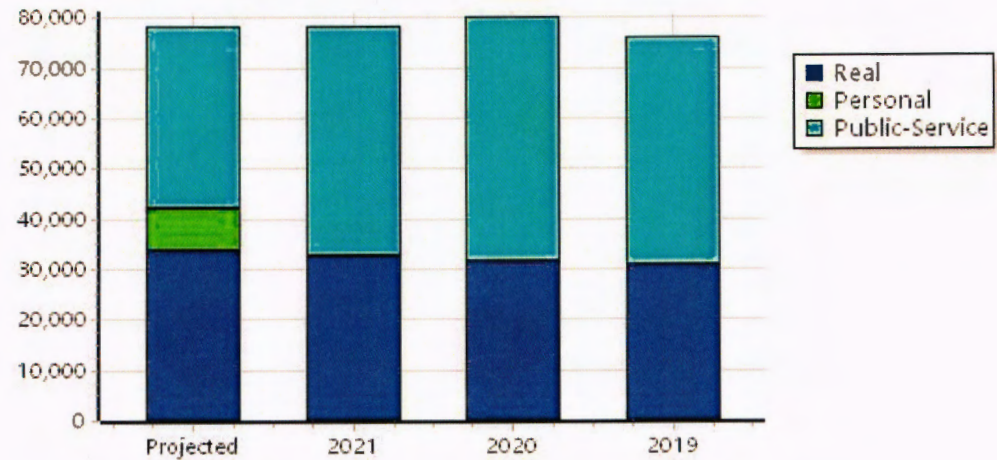
**Retained TIF Value**

**Net Assessed Value 78,357**

**Under Protest**



46 % Real Res  
10 % Mobile Home  
44 % Public-Service



Real	Count	Value
Agricultural	3	20,764
Commercial	0	0
Residential	0	0
<b>Total Real Value</b>	<b>3</b>	<b>20,764</b>
Homestead	0	0
Veteran	0	0
Other	0	0
<b>Total Exempt</b>	<b>0</b>	<b>0</b>

**TIF Increment Value**

**Net Assessed 20,764**

**Under Protest**

Senior Freeze	0	0
Capped Parcels	1	253

Personal	Count	Value
Agricultural	3	2,574
Commercial	3	237,905
Mobile Home	3	19,542
<b>Total Personal</b>	<b>9</b>	<b>260,021</b>
<b>Total Exempt</b>	<b>0</b>	<b>0</b>

**TIF Increment Value**

**Net Assessed 260,021**

**Under Protest**

Public Service	Count	Value
<b>Total PS Value</b>	<b>2</b>	<b>5,304</b>

**TIF Increment Value**

**Net Assessed 5,304**

**Under Protest**

**District Totals**

Total Gross Value 286,089

Homestead Loss 0

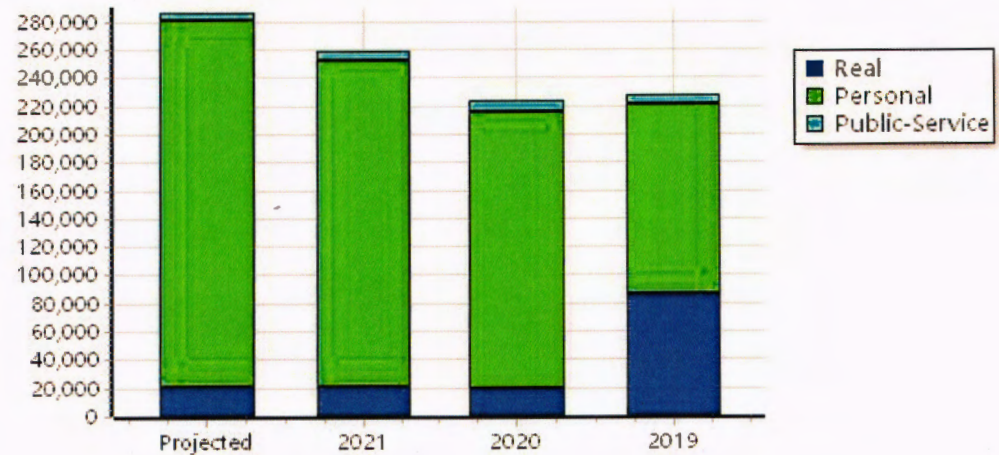
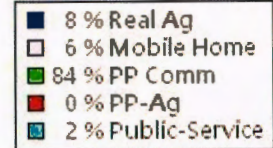
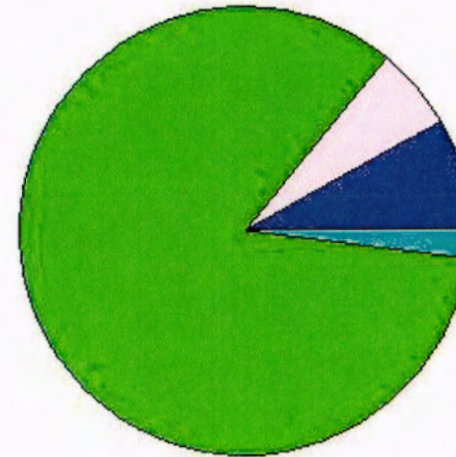
Other Exemption Loss 0

**TIF Increment Value**

**Retained TIF Value**

**Net Assessed Value 286,089**

**Under Protest**



Real	Count	Value
Agricultural	345	1,740,756
Commercial	32	81,345
Residential	402	511,891
<b>Total Real Value</b>	<b>779</b>	<b>2,333,992</b>
Homestead	86	84,718
Veteran	2	18,619
Other	0	0
<b>Total Exempt</b>	<b>92</b>	<b>103,337</b>

**TIF Increment Value**

**Net Assessed 2,230,655**

**Under Protest**

Senior Freeze	22	40,576
Capped Parcels	381	389,342

Personal	Count	Value
Agricultural	51	229,656
Commercial	29	1,316,845
Mobile Home	6	30,909
<b>Total Personal</b>	<b>86</b>	<b>1,577,410</b>
<b>Total Exempt</b>	<b>4</b>	<b>640</b>

**TIF Increment Value**

**Net Assessed 1,576,770**

**Under Protest**

Public Service	Count	Value
<b>Total PS Value</b>	<b>22</b>	<b>891,831</b>

**TIF Increment Value**

**Net Assessed 891,831**

**Under Protest**

**District Totals**

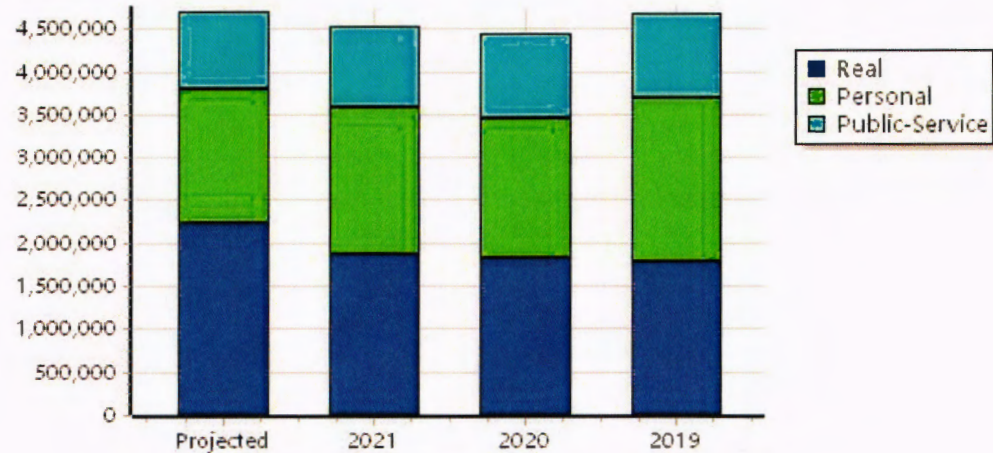
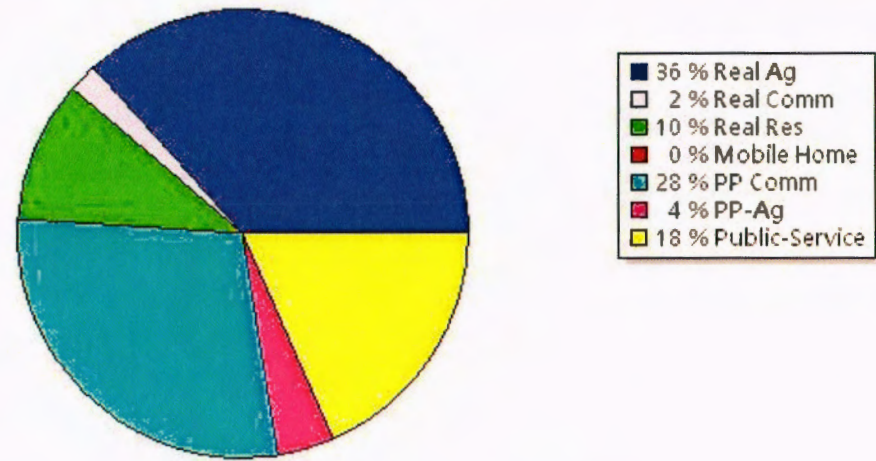
Total Gross Value	4,803,233
Homestead Loss	84,718
Other Exemption Loss	19,259

**TIF Increment Value**

**Retained TIF Value**

**Net Assessed Value 4,699,256**

**Under Protest**



Real	Count	Value
Agricultural	2,727	20,520,038
Commercial	642	22,819,694
Residential	13,157	134,258,341
<b>Total Real Value</b>	<b>16,526</b>	<b>177,598,073</b>
Homestead	5,044	5,176,607
Veteran	259	4,799,762
Other	0	0
<b>Total Exempt</b>	<b>5,477</b>	<b>9,976,369</b>

**TIF Increment Value**

**Net Assessed** 167,621,704

**Under Protest**

Senior Freeze	1,361	5,139,109
Capped Parcels	7,249	32,881,995

Personal	Count	Value
Agricultural	501	992,919
Commercial	795	19,061,093
Mobile Home	550	1,500,824
<b>Total Personal</b>	<b>1,846</b>	<b>21,554,836</b>
<b>Total Exempt</b>	<b>49</b>	<b>554,363</b>

**TIF Increment Value**

**Net Assessed** 21,000,473

**Under Protest**

Public Service	Count	Value
<b>Total PS Value</b>	<b>104</b>	<b>27,068,786</b>

**TIF Increment Value**

**Net Assessed** 27,068,786

**Under Protest**

**District Totals**

Total Gross Value 226,221,695

Homestead Loss 5,176,607

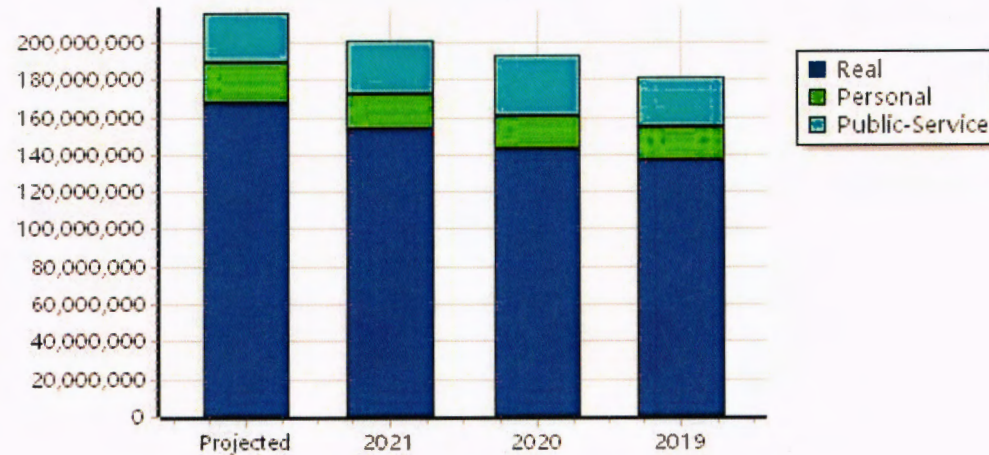

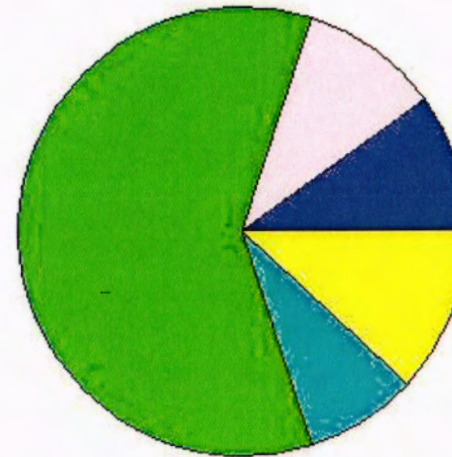
Other Exemption Loss 5,354,125

**TIF Increment Value**

**Retained TIF Value**

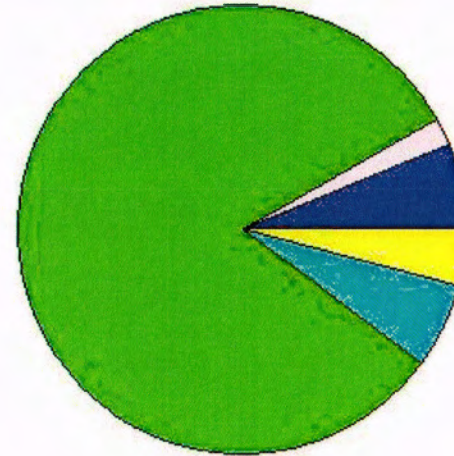
**Net Assessed Value** 215,690,963

**Under Protest**





Real	Count	Value
Agricultural	1,325	12,618,831
Commercial	250	5,803,956
Residential	7,871	155,968,848
<b>Total Real Value</b>	<b>9,446</b>	<b>174,391,635</b>
Homestead	3,396	3,452,401
Veteran	194	5,849,229
Other	0	0
<b>Total Exempt</b>	<b>3,659</b>	<b>9,301,630</b>



6 % Real Ag
2 % Real Comm
80 % Real Res
0 % Mobile Home
6 % PP Comm
0 % PP-Ag
4 % Public-Service

**TIF Increment Value**

**Net Assessed 165,090,005**

**Under Protest**

Senior Freeze	508	2,375,220
Capped Parcels	3,350	11,609,113

Personal	Count	Value
Agricultural	400	920,808
Commercial	389	11,354,704
Mobile Home	247	681,251
<b>Total Personal</b>	<b>1,036</b>	<b>12,956,763</b>
<b>Total Exempt</b>	<b>22</b>	<b>6,950</b>

**TIF Increment Value**

**Net Assessed 12,949,813**

**Under Protest**

Public Service	Count	Value
<b>Total PS Value</b>	<b>79</b>	<b>9,766,908</b>

**TIF Increment Value**

**Net Assessed 9,766,908**

**Under Protest**

**District Totals**

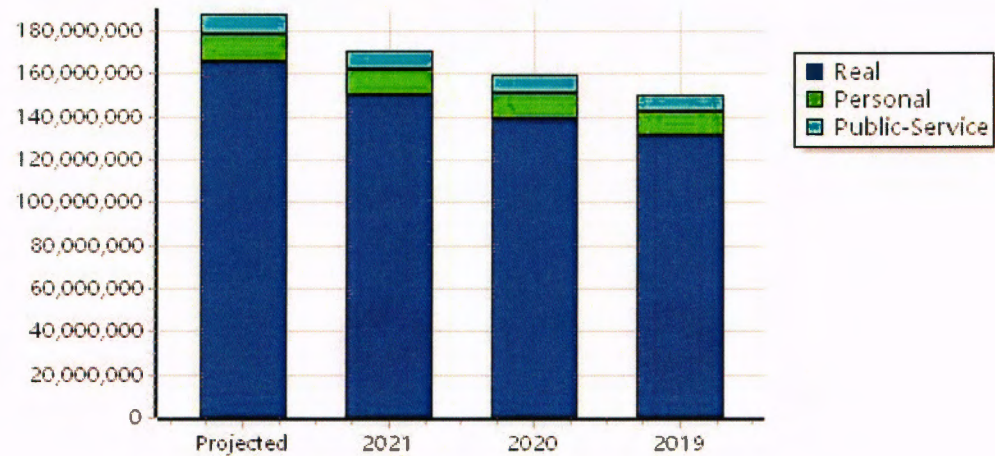
Total Gross Value	197,115,306
Homestead Loss	3,452,401
Other Exemption Loss	5,856,179

**TIF Increment Value**

**Retained TIF Value**

**Net Assessed Value 187,806,726**

**Under Protest**



Real	Count	Value
Agricultural	325	3,337,332
Commercial	12	191,554
Residential	412	7,914,089
<b>Total Real Value</b>	<b>749</b>	<b>11,442,975</b>
Homestead	234	237,000
Veteran	7	151,550
Other	0	0
<b>Total Exempt</b>	<b>244</b>	<b>388,550</b>

**TIF Increment Value**

**Net Assessed** 11,054,425

**Under Protest**

Senior Freeze	25	113,142
Capped Parcels	337	1,408,303

Personal	Count	Value
Agricultural	54	117,570
Commercial	44	7,064,824
Mobile Home	14	59,407
<b>Total Personal</b>	<b>112</b>	<b>7,241,801</b>
<b>Total Exempt</b>	<b>4</b>	<b>656</b>

**TIF Increment Value**

**Net Assessed** 7,241,145

**Under Protest**

Public Service	Count	Value
<b>Total PS Value</b>	<b>23</b>	<b>19,298,165</b>

**TIF Increment Value**

**Net Assessed** 19,298,165

**Under Protest**

**District Totals**

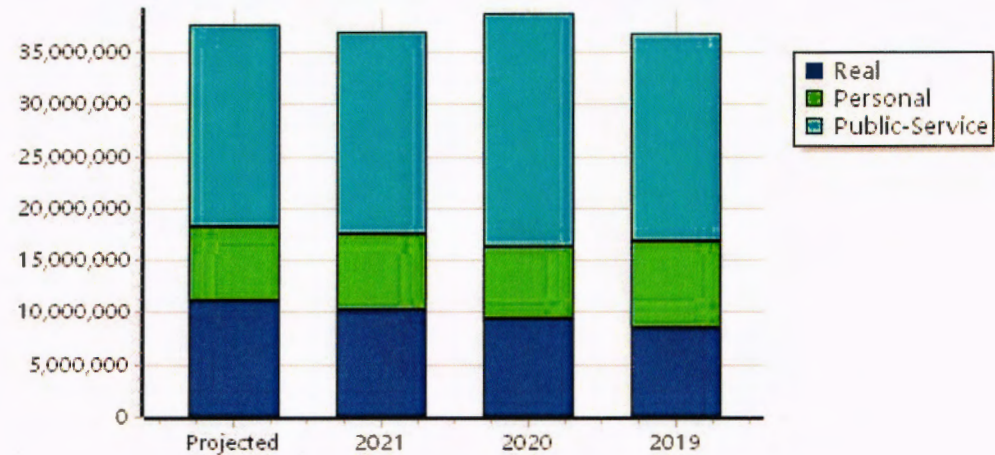
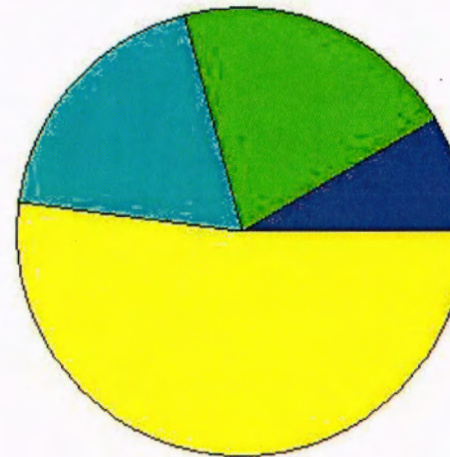
Total Gross Value	37,982,941
Homestead Loss	237,000
Other Exemption Loss	152,206

**TIF Increment Value**

**Retained TIF Value**

**Net Assessed Value** 37,593,735

**Under Protest**



Real	Count	Value
Agricultural	376	2,464,119
Commercial	0	0
Residential	254	1,821,974
<b>Total Real Value</b>	<b>630</b>	<b>4,286,093</b>
Homestead	102	106,595
Veteran	6	127,658
Other	0	0
<b>Total Exempt</b>	<b>114</b>	<b>234,253</b>

**TIF Increment Value**

**Net Assessed** 4,051,840

**Under Protest**

Senior Freeze	21	89,587
Capped Parcels	250	762,489

Personal	Count	Value
Agricultural	34	112,435
Commercial	15	447,703
Mobile Home	11	32,994
<b>Total Personal</b>	<b>60</b>	<b>593,132</b>
<b>Total Exempt</b>	<b>4</b>	<b>800</b>

**TIF Increment Value**

**Net Assessed** 592,332

**Under Protest**

Public Service	Count	Value
<b>Total PS Value</b>	<b>8</b>	<b>5,430,899</b>

**TIF Increment Value**

**Net Assessed** 5,430,899

**Under Protest**

**District Totals**

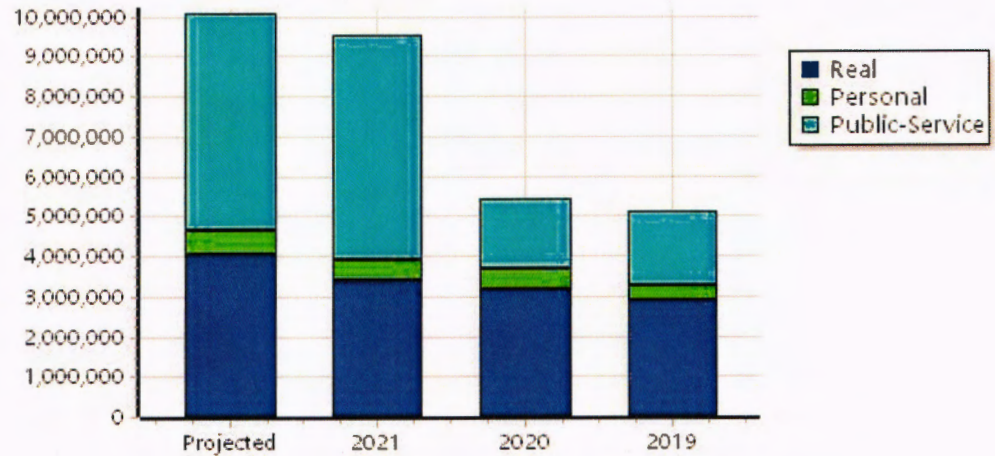
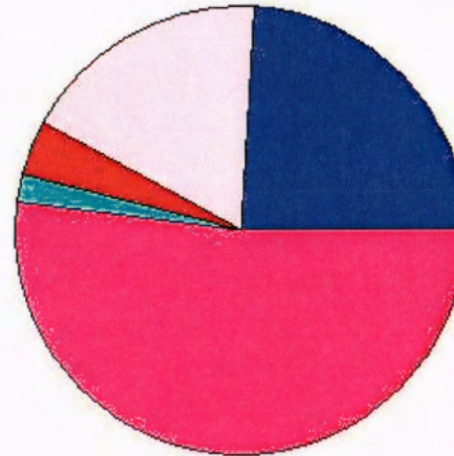
Total Gross Value	10,310,124
Homestead Loss	106,595
Other Exemption Loss	128,458

**TIF Increment Value**

**Retained TIF Value**

**Net Assessed Value** 10,075,071

**Under Protest**



Real	Count	Value
Agricultural	6,090	46,317,054
Commercial	991	29,482,118
Residential	24,183	307,355,878
<b>Total Real Value</b>	<b>31,264</b>	<b>383,155,050</b>
Homestead	9,272	9,473,361
Veteran	488	11,298,039
Other	0	0
<b>Total Exempt</b>	<b>10,037</b>	<b>20,771,400</b>


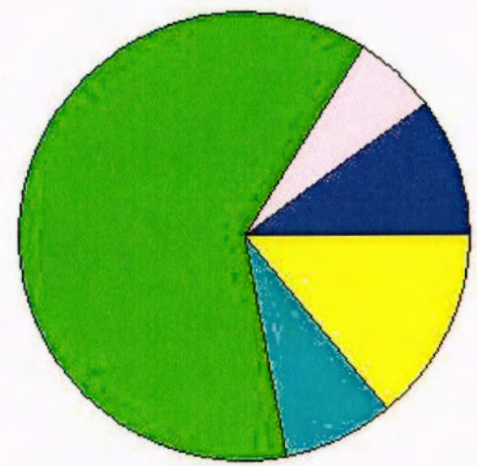
**TIF Increment Value**

**Net Assessed** 362,383,649

**Under Protest**

Senior Freeze 2,030 7,933,493

Capped Parcels 13,176 59,117,448

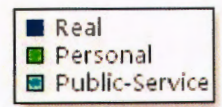
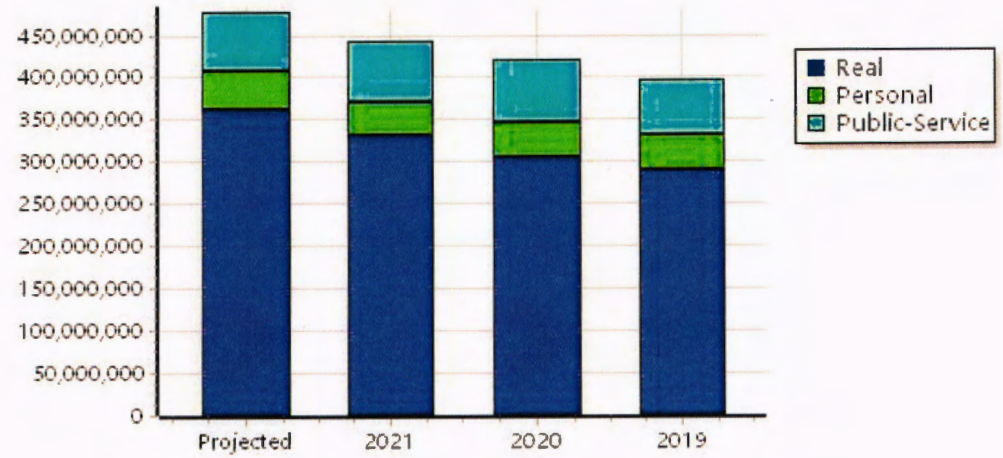


Personal	Count	Value
Agricultural	1,183	2,542,126
Commercial	1,351	41,166,821
Mobile Home	919	2,596,652
<b>Total Personal</b>	<b>3,453</b>	<b>46,305,599</b>
<b>Total Exempt</b>	<b>98</b>	<b>565,985</b>

**TIF Increment Value**

**Net Assessed** 45,739,614

**Under Protest**



Public Service	Count	Value
<b>Total PS Value</b>	<b>277</b>	<b>69,235,243</b>

**TIF Increment Value**

**Net Assessed** 69,235,243

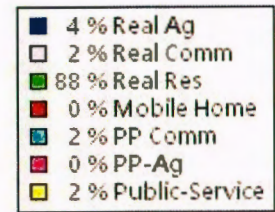

**Under Protest**

District Totals	
Total Gross Value	498,695,892
Homestead Loss	9,473,361
Other Exemption Loss	11,864,024
<b>TIF Increment Value</b>	
<b>Retained TIF Value</b>	
<b>Net Assessed Value</b>	<b>477,358,506</b>
<b>Under Protest</b>	

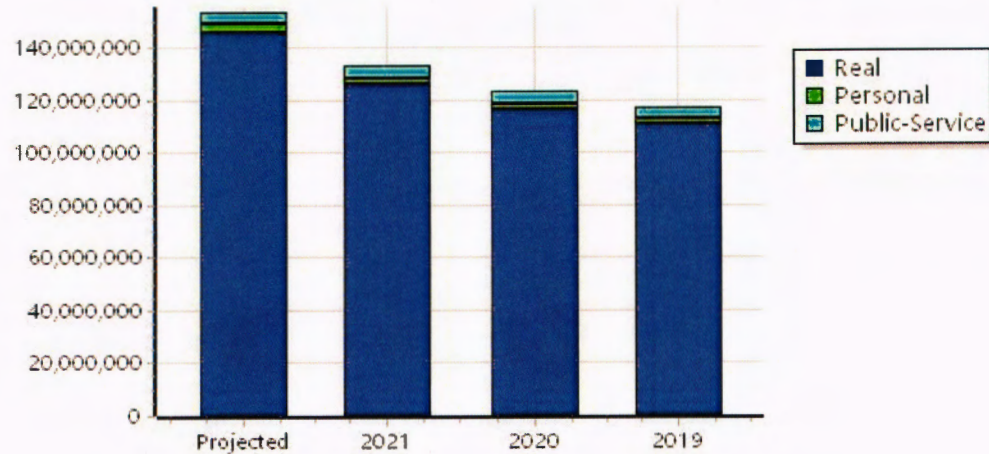
**FOCF OAK CLIFF FIRE DISTRICT**

District Type : Fire-District

Real	Count	Value
Agricultural	392	6,873,324
Commercial	133	4,395,199
Residential	6,886	134,006,103
<b>Total Real Value</b>	<b>7,411</b>	<b>145,274,626</b>
Homestead	2,946	0
Veteran	175	0
Other	0	0
<b>Total Exempt</b>	<b>3,170</b>	<b>0</b>
<b>TIF Increment Value</b>		<b>0</b>
<b>Net Assessed</b>		<b>145,274,626</b>
<b>Under Protest</b>		
Senior Freeze	411	1,966,885
Capped Parcels	2,730	8,416,508



Personal	Count	Value
Agricultural	79	316,879
Commercial	258	2,990,198
Mobile Home	167	469,232
<b>Total Personal</b>	<b>504</b>	<b>3,776,309</b>
<b>Total Exempt</b>	<b>3</b>	<b>0</b>
<b>TIF Increment Value</b>		<b>0</b>
<b>Net Assessed</b>		<b>3,776,309</b>
<b>Under Protest</b>		




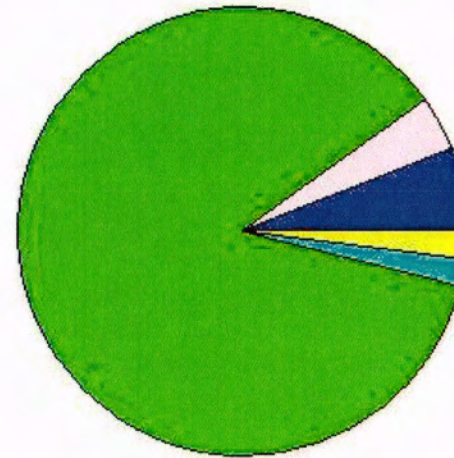
Public Service	Count	Value
<b>Total PS Value</b>	<b>25</b>	<b>4,248,304</b>
<b>TIF Increment Value</b>		<b>0</b>
<b>Net Assessed</b>		<b>4,248,304</b>
<b>Under Protest</b>		

<b>District Totals</b>	
Total Gross Value	153,299,239
Homestead Loss	0
Other Exemption Loss	0
<b>TIF Increment Value</b>	<b>0</b>
<b>Retained TIF Value</b>	<b>0</b>
<b>Net Assessed Value</b>	<b>153,299,239</b>
<b>Under Protest</b>	

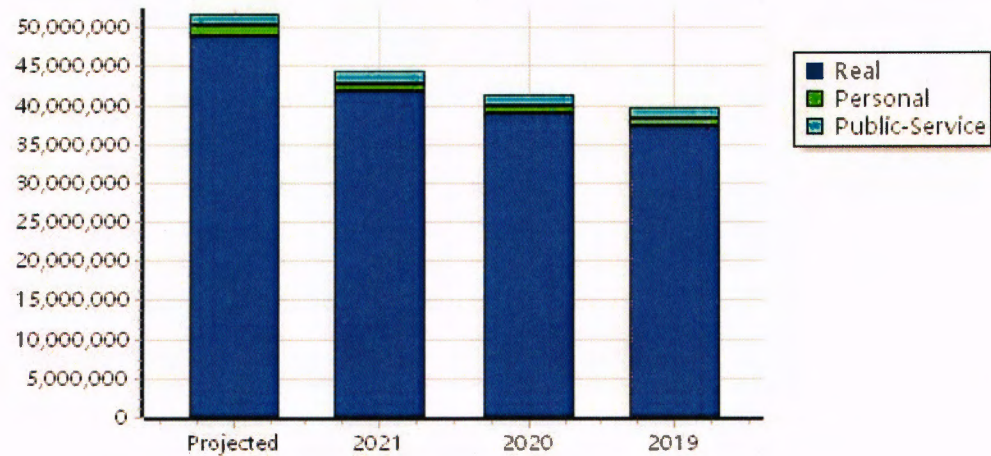
**FWCF WOODCREST FIRE DISTRICT**

District Type : Fire-District

Real	Count	Value
Agricultural	207	2,602,123
Commercial	31	2,059,146
Residential	2,695	44,170,469
<b>Total Real Value</b>	<b>2,933</b>	<b>48,831,738</b>
Homestead	1,143	0
Veteran	61	0
Other	0	0
<b>Total Exempt</b>	<b>1,224</b>	<b>0</b>
<b>TIF Increment Value</b>		<b>0</b>
<b>Net Assessed</b>		<b>48,831,738</b>
<b>Under Protest</b>		
Senior Freeze	202	951,951
Capped Parcels	1,392	4,484,550



Personal	Count	Value
Agricultural	52	90,822
Commercial	79	996,546
Mobile Home	149	340,141
<b>Total Personal</b>	<b>280</b>	<b>1,427,509</b>
<b>Total Exempt</b>	<b>6</b>	<b>0</b>
<b>TIF Increment Value</b>		<b>0</b>
<b>Net Assessed</b>		<b>1,427,509</b>
<b>Under Protest</b>		



Public Service	Count	Value
<b>Total PS Value</b>	<b>10</b>	<b>1,443,227</b>
<b>TIF Increment Value</b>		<b>0</b>
<b>Net Assessed</b>		<b>1,443,227</b>
<b>Under Protest</b>		

District Totals	
Total Gross Value	51,702,474
Homestead Loss	0
Other Exemption Loss	0
<b>TIF Increment Value</b>	<b>0</b>
<b>Retained TIF Value</b>	<b>0</b>
<b>Net Assessed Value</b>	<b>51,702,474</b>
<b>Under Protest</b>	

Real	Count	Value
Agricultural	2,505	14,033,908
Commercial	106	716,915
Residential	3,147	11,027,718
<b>Total Real Value</b>	<b>5,758</b>	<b>25,778,541</b>
Homestead	826	839,110
Veteran	34	571,158
Other	0	0
<b>Total Exempt</b>	<b>897</b>	<b>1,410,268</b>

**TIF Increment Value**

**Net Assessed 24,368,273**

**Under Protest**

Senior Freeze	178	428,690
Capped Parcels	2,757	15,263,123

Personal	Count	Value
Agricultural	347	798,434
Commercial	158	8,352,505
Mobile Home	133	427,699
<b>Total Personal</b>	<b>638</b>	<b>9,578,638</b>
<b>Total Exempt</b>	<b>33</b>	<b>5,890</b>

**TIF Increment Value**

**Net Assessed 9,572,748**

**Under Protest**

Public Service	Count	Value
<b>Total PS Value</b>	<b>109</b>	<b>22,250,562</b>

**TIF Increment Value**

**Net Assessed 22,250,562**

**Under Protest**

**District Totals**

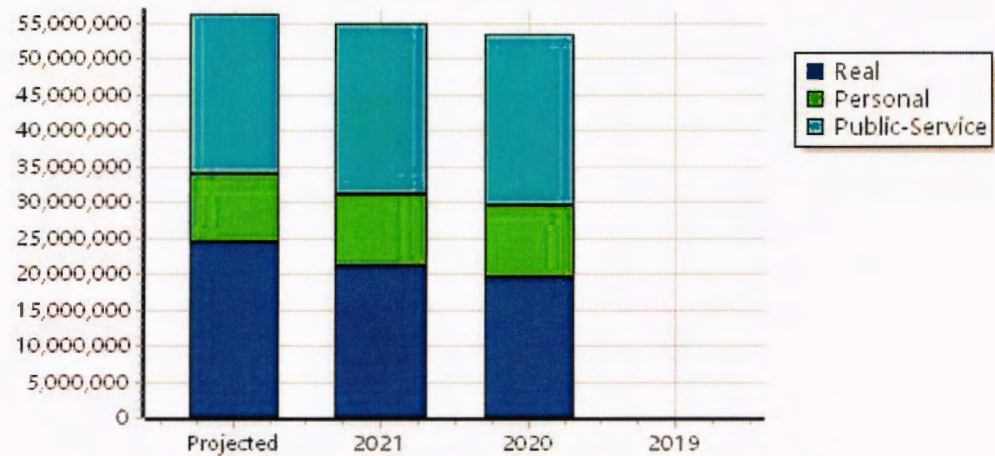
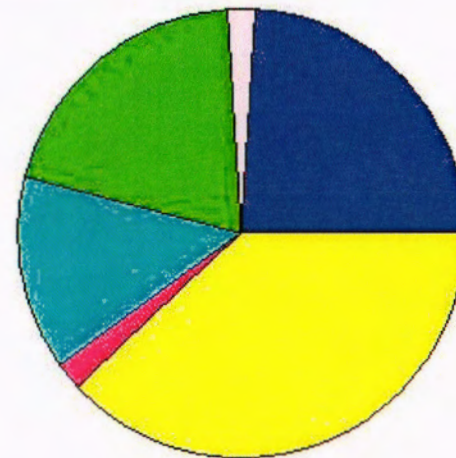
Total Gross Value	57,607,741
Homestead Loss	839,110
Other Exemption Loss	577,048

**TIF Increment Value**

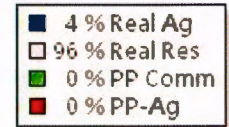
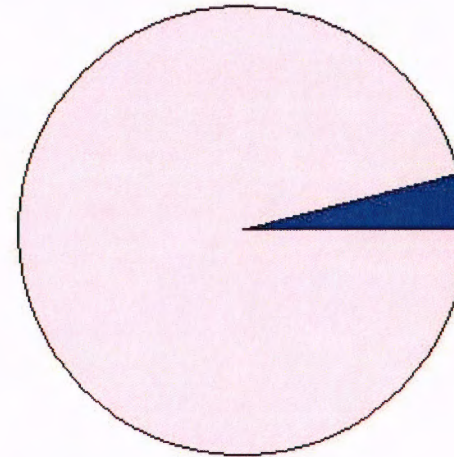
**Retained TIF Value**

**Net Assessed Value 56,191,583**

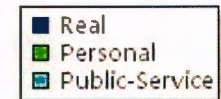
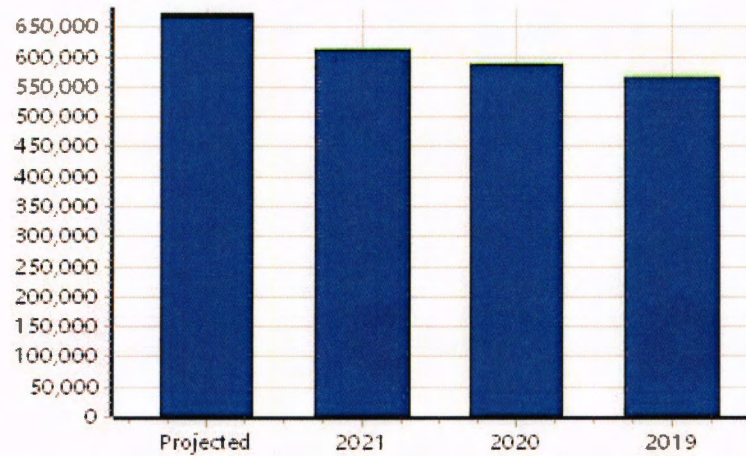
**Under Protest**



Real	Count	Value
Agricultural	1	22,939
Commercial	0	0
Residential	32	643,779
<b>Total Real Value</b>	<b>33</b>	<b>666,718</b>
Homestead	22	0
Veteran	0	0
Other	0	0
<b>Total Exempt</b>	<b>22</b>	<b>0</b>
<b>TIF Increment Value</b>		<b>0</b>
<b>Net Assessed</b>		<b>666,718</b>
<b>Under Protest</b>		
Senior Freeze	1	2,457
Capped Parcels	21	70,336



Personal	Count	Value
Agricultural	2	5,747
Commercial	1	29
Mobile Home	0	0
<b>Total Personal</b>	<b>3</b>	<b>5,776</b>
<b>Total Exempt</b>	<b>0</b>	<b>0</b>
<b>TIF Increment Value</b>		<b>0</b>
<b>Net Assessed</b>		<b>5,776</b>
<b>Under Protest</b>		



Public Service	Count	Value
<b>Total PS Value</b>	<b>0</b>	<b>0</b>
<b>TIF Increment Value</b>		<b>0</b>
<b>Net Assessed</b>		<b>0</b>
<b>Under Protest</b>		


District Totals	
Total Gross Value	672,494
Homestead Loss	0
Other Exemption Loss	0
<b>TIF Increment Value</b>	<b>0</b>
<b>Retained TIF Value</b>	<b>0</b>
<b>Net Assessed Value</b>	<b>672,494</b>
<b>Under Protest</b>	



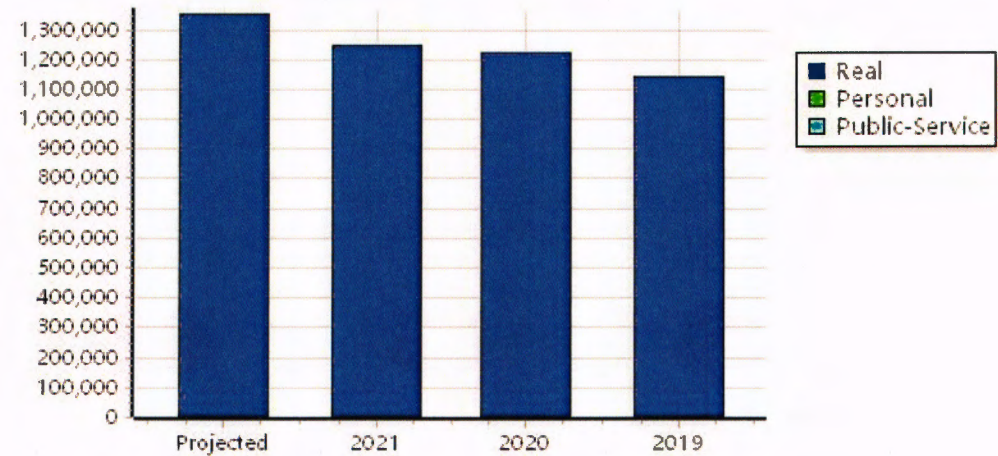
R00S OAK SPRINGS ROAD DISTRIC

District Type : Other

Real	Count	Value
Agricultural	0	0
Commercial	0	0
Residential	53	1,352,865
<b>Total Real Value</b>	<b>53</b>	<b>1,352,865</b>
Homestead	35	0
Veteran	2	0
Other	0	0
<b>Total Exempt</b>	<b>37</b>	<b>0</b>
<b>TIF Increment Value</b>		<b>0</b>
<b>Net Assessed</b>		<b>1,352,865</b>
<b>Under Protest</b>		
Senior Freeze	7	41,601
Capped Parcels	14	21,559




Personal	Count	Value
Agricultural	0	0
Commercial	0	0
Mobile Home	0	0
<b>Total Personal</b>	<b>0</b>	<b>0</b>
<b>Total Exempt</b>	<b>0</b>	<b>0</b>
<b>TIF Increment Value</b>		<b>0</b>
<b>Net Assessed</b>		<b>0</b>
<b>Under Protest</b>		



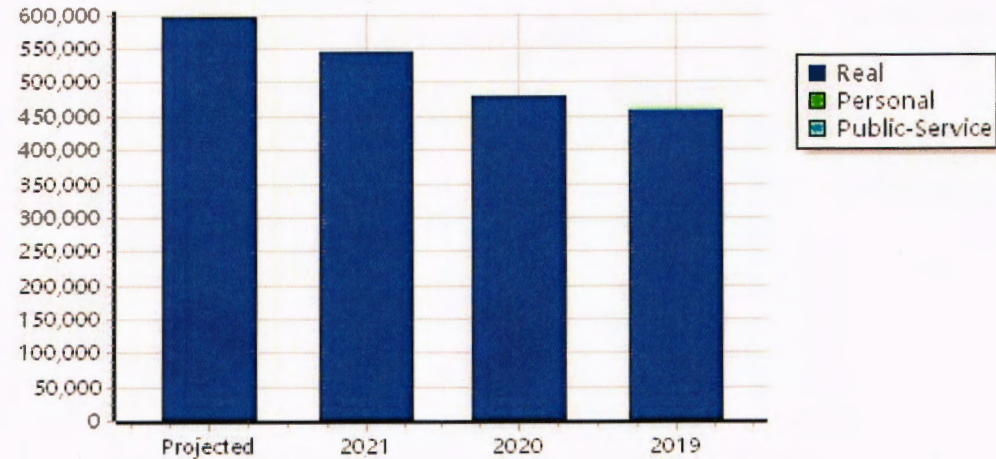
Public Service	Count	Value
<b>Total PS Value</b>	<b>0</b>	<b>0</b>
<b>TIF Increment Value</b>		<b>0</b>
<b>Net Assessed</b>		<b>0</b>
<b>Under Protest</b>		

District Totals	
Total Gross Value	1,352,865
Homestead Loss	0
Other Exemption Loss	0
<b>TIF Increment Value</b>	<b>0</b>
<b>Retained TIF Value</b>	<b>0</b>
<b>Net Assessed Value</b>	<b>1,352,865</b>
<b>Under Protest</b>	

Real	Count	Value
Agricultural	0	0
Commercial	0	0
Residential	28	596,522
<b>Total Real Value</b>	<b>28</b>	<b>596,522</b>
Homestead	19	0
Veteran	0	0
Other	0	0
<b>Total Exempt</b>	<b>19</b>	<b>0</b>
<b>TIF Increment Value</b>		<b>0</b>
<b>Net Assessed</b>		<b>596,522</b>
<b>Under Protest</b>		
Senior Freeze	6	49,659
Capped Parcels	11	41,056




Personal	Count	Value
Agricultural	0	0
Commercial	0	0
Mobile Home	0	0
<b>Total Personal</b>	<b>0</b>	<b>0</b>
<b>Total Exempt</b>	<b>0</b>	<b>0</b>
<b>TIF Increment Value</b>		<b>0</b>
<b>Net Assessed</b>		<b>0</b>
<b>Under Protest</b>		



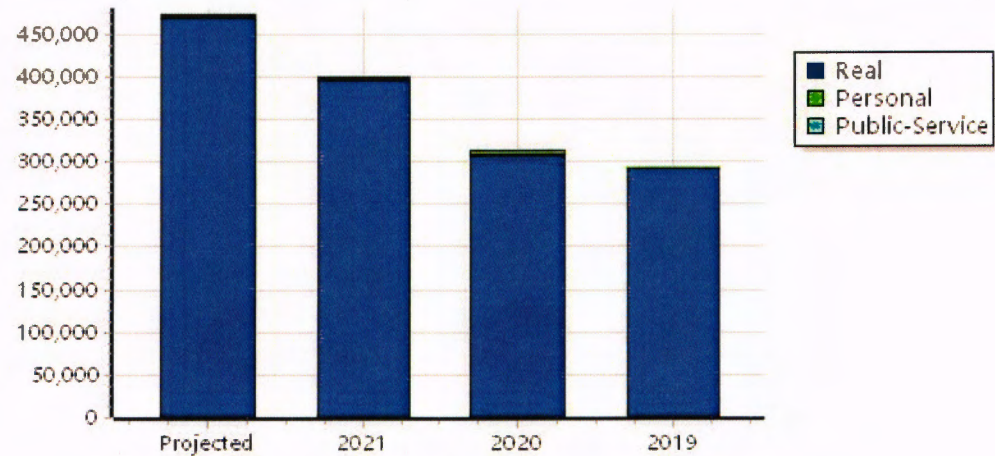
Public Service	Count	Value
<b>Total PS Value</b>	<b>0</b>	<b>0</b>
<b>TIF Increment Value</b>		<b>0</b>
<b>Net Assessed</b>		<b>0</b>
<b>Under Protest</b>		

<b>District Totals</b>	
Total Gross Value	596,522
Homestead Loss	0
Other Exemption Loss	0
<b>TIF Increment Value</b>	<b>0</b>
<b>Retained TIF Value</b>	<b>0</b>
<b>Net Assessed Value</b>	<b>596,522</b>
<b>Under Protest</b>	

Real	Count	Value
Agricultural	0	0
Commercial	0	0
Residential	61	468,261
<b>Total Real Value</b>	<b>61</b>	<b>468,261</b>
Homestead	22	0
Veteran	1	0
Other	0	0
<b>Total Exempt</b>	<b>23</b>	<b>0</b>
<b>TIF Increment Value</b>		<b>0</b>
<b>Net Assessed</b>		<b>468,261</b>
<b>Under Protest</b>		
Senior Freeze	3	14,939
Capped Parcels	40	111,846



Personal	Count	Value
Agricultural	0	0
Commercial	0	0
Mobile Home	1	4,500
<b>Total Personal</b>	<b>1</b>	<b>4,500</b>
<b>Total Exempt</b>	<b>0</b>	<b>0</b>
<b>TIF Increment Value</b>		<b>0</b>
<b>Net Assessed</b>		<b>4,500</b>
<b>Under Protest</b>		



Public Service	Count	Value
<b>Total PS Value</b>	<b>0</b>	<b>0</b>
<b>TIF Increment Value</b>		<b>0</b>
<b>Net Assessed</b>		<b>0</b>
<b>Under Protest</b>		

District Totals	
Total Gross Value	472,761
Homestead Loss	0
Other Exemption Loss	0
<b>TIF Increment Value</b>	<b>0</b>
<b>Retained TIF Value</b>	<b>0</b>
<b>Net Assessed Value</b>	<b>472,761</b>
<b>Under Protest</b>	

Real	Count	Value
Agricultural	1,935	16,326,983
Commercial	623	22,769,693
Residential	12,753	132,445,223
<b>Total Real Value</b>	<b>15,311</b>	<b>171,541,899</b>

Homestead	4,816	4,944,850
Veteran	253	4,726,102
Other	0	0
<b>Total Exempt</b>	<b>5,237</b>	<b>9,670,952</b>

**TIF Increment Value**

**Net Assessed 161,870,947**

**Under Protest**

Senior Freeze	1,319	5,016,441
Capped Parcels	6,732	30,836,909

Personal	Count	Value
Agricultural	382	705,314
Commercial	760	14,394,788
Mobile Home	525	1,428,295
<b>Total Personal</b>	<b>1,667</b>	<b>16,528,397</b>

**Total Exempt 39 552,489**

**TIF Increment Value**

**Net Assessed 15,975,908**

**Under Protest**

Public Service	Count	Value
<b>Total PS Value</b>	<b>66</b>	<b>17,919,608</b>

**TIF Increment Value**

**Net Assessed 17,919,608**

**Under Protest**

**District Totals**

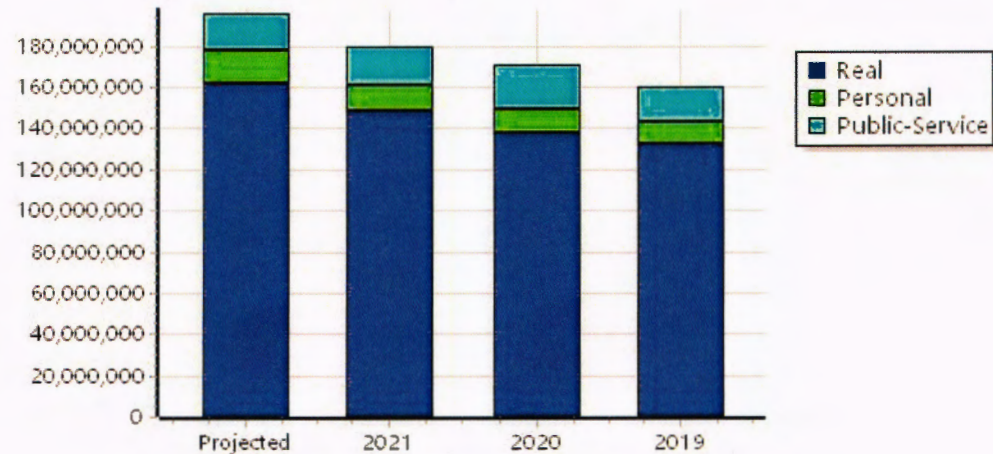

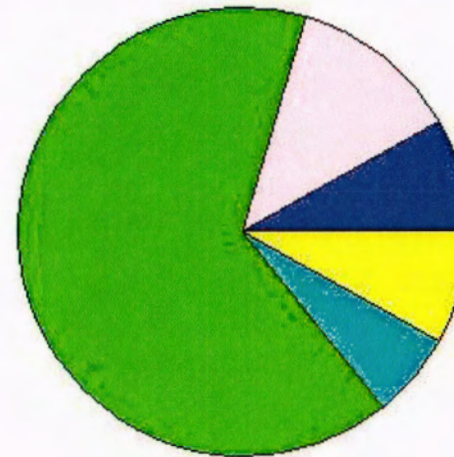
Total Gross Value	205,989,904
Homestead Loss	4,944,850
Other Exemption Loss	5,278,591

**TIF Increment Value**

**Retained TIF Value**

**Net Assessed Value 195,766,463**

**Under Protest**



Real	Count	Value
Agricultural	949	5,959,965
Commercial	125	1,233,637
Residential	1,603	10,639,616
<b>Total Real Value</b>	<b>2,677</b>	<b>17,833,218</b>
Homestead	656	689,072
Veteran	25	381,196
Other	0	0
<b>Total Exempt</b>	<b>722</b>	<b>1,070,268</b>

**TIF Increment Value**

**Net Assessed** 16,762,950

**Under Protest**

Senior Freeze	224	805,537
Capped Parcels	1,021	3,792,425

Personal	Count	Value
Agricultural	312	598,965
Commercial	141	8,369,725
Mobile Home	135	249,822
<b>Total Personal</b>	<b>588</b>	<b>9,218,512</b>
<b>Total Exempt</b>	<b>19</b>	<b>6,583</b>

**TIF Increment Value**

**Net Assessed** 9,211,929

**Under Protest**

Public Service	Count	Value
<b>Total PS Value</b>	<b>32</b>	<b>3,436,352</b>

**TIF Increment Value**

**Net Assessed** 3,436,352

**Under Protest**

**District Totals**

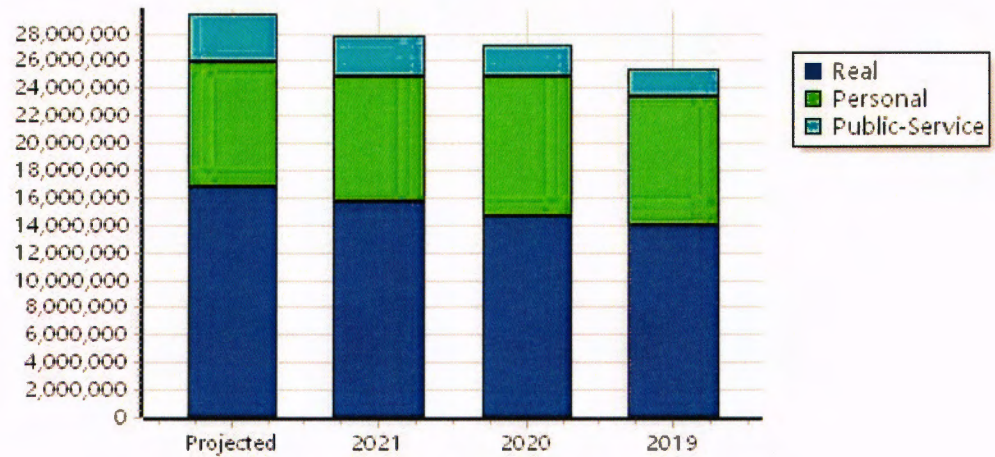
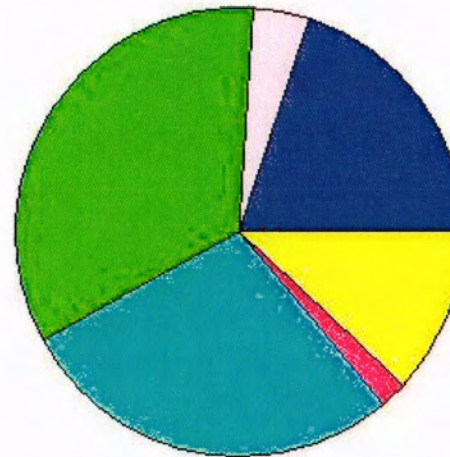
Total Gross Value	30,488,082
Homestead Loss	689,072
Other Exemption Loss	387,779

**TIF Increment Value**

**Retained TIF Value**

**Net Assessed Value** 29,411,231

**Under Protest**



Real	Count	Value
Agricultural	721	3,823,909
Commercial	19	50,001
Residential	357	1,677,298
<b>Total Real Value</b>	<b>1,097</b>	<b>5,551,208</b>

Homestead	211	213,757
Veteran	5	47,477
Other	0	0
<b>Total Exempt</b>	<b>221</b>	<b>261,234</b>

**TIF Increment Value**

**Net Assessed** 5,289,974

**Under Protest**

Senior Freeze	38	114,062
Capped Parcels	473	1,961,280

Personal	Count	Value
Agricultural	108	260,706
Commercial	33	4,496,326
Mobile Home	24	66,860
<b>Total Personal</b>	<b>165</b>	<b>4,823,892</b>

**Total Exempt** 9 1,800

**TIF Increment Value**

**Net Assessed** 4,822,092

**Under Protest**

Public Service	Count	Value
<b>Total PS Value</b>	<b>29</b>	<b>8,687,270</b>

**TIF Increment Value**

**Net Assessed** 8,687,270

**Under Protest**

**District Totals**

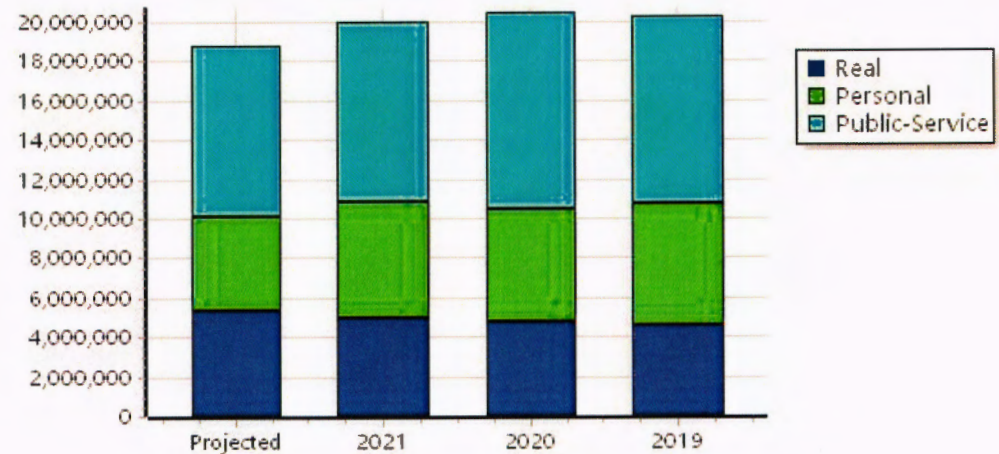
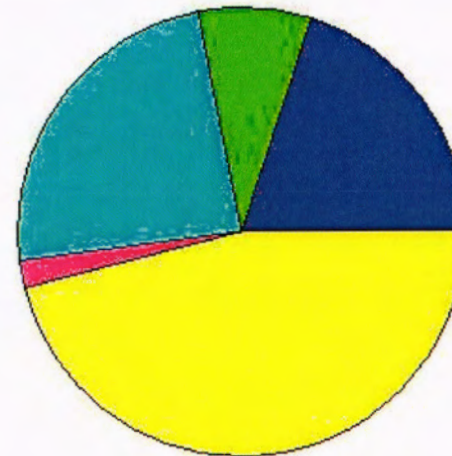
Total Gross Value	19,062,370
Homestead Loss	213,757
Other Exemption Loss	49,277

**TIF Increment Value**

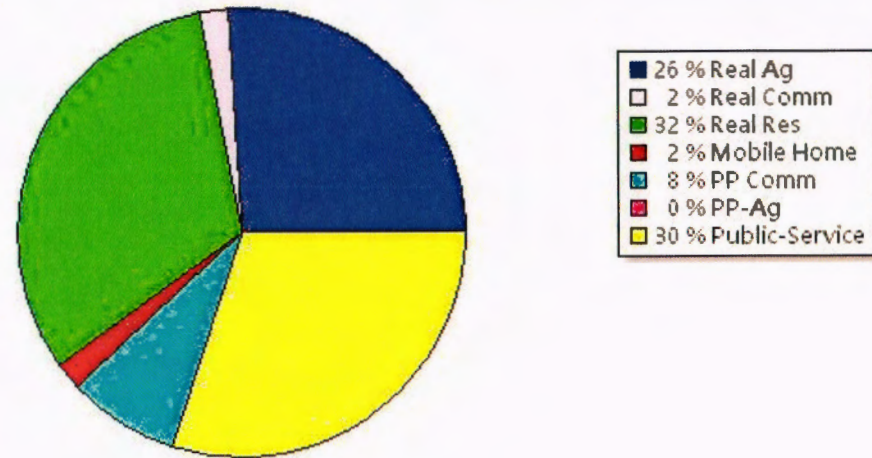
**Retained TIF Value**

**Net Assessed Value** 18,799,336

**Under Protest**



Real	Count	Value
Agricultural	989	5,615,214
Commercial	55	585,569
Residential	2,087	6,880,735
<b>Total Real Value</b>	<b>3,131</b>	<b>13,081,518</b>
Homestead	410	416,040
Veteran	20	351,221
Other	0	0
<b>Total Exempt</b>	<b>451</b>	<b>767,261</b>



**TIF Increment Value**

**Net Assessed 12,314,257**

**Under Protest**

Senior Freeze	93	175,859
Capped Parcels	1,608	12,065,953

Personal	Count	Value
Agricultural	140	166,164
Commercial	76	1,683,747
Mobile Home	88	271,725
<b>Total Personal</b>	<b>304</b>	<b>2,121,636</b>
<b>Total Exempt</b>	<b>15</b>	<b>2,576</b>

**TIF Increment Value**

**Net Assessed 2,119,060**

**Under Protest**

Public Service	Count	Value
<b>Total PS Value</b>	<b>39</b>	<b>6,773,350</b>

**TIF Increment Value**

**Net Assessed 6,773,350**

**Under Protest**

**District Totals**

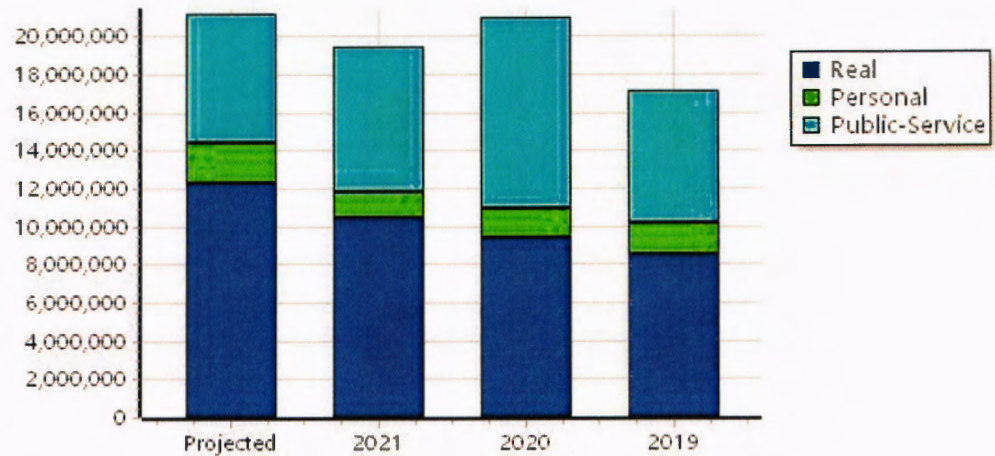
Total Gross Value	21,976,504
Homestead Loss	416,040
Other Exemption Loss	353,797

**TIF Increment Value**

**Retained TIF Value**

**Net Assessed Value 21,206,667**

**Under Protest**



Real	Count	Value
Agricultural	345	1,740,756
Commercial	32	81,345
Residential	402	511,891
<b>Total Real Value</b>	<b>779</b>	<b>2,333,992</b>
Homestead	86	84,718
Veteran	2	18,619
Other	0	0
<b>Total Exempt</b>	<b>92</b>	<b>103,337</b>

**TIF Increment Value**

**Net Assessed** 2,230,655

**Under Protest**

Senior Freeze	22	40,576
Capped Parcels	381	389,342

Personal	Count	Value
Agricultural	51	229,656
Commercial	29	1,316,845
Mobile Home	6	30,909
<b>Total Personal</b>	<b>86</b>	<b>1,577,410</b>
<b>Total Exempt</b>	<b>4</b>	<b>640</b>

**TIF Increment Value**

**Net Assessed** 1,576,770

**Under Protest**

Public Service	Count	Value
<b>Total PS Value</b>	<b>22</b>	<b>891,831</b>

**TIF Increment Value**

**Net Assessed** 891,831

**Under Protest**

**District Totals**

Total Gross Value 4,803,233

Homestead Loss 84,718

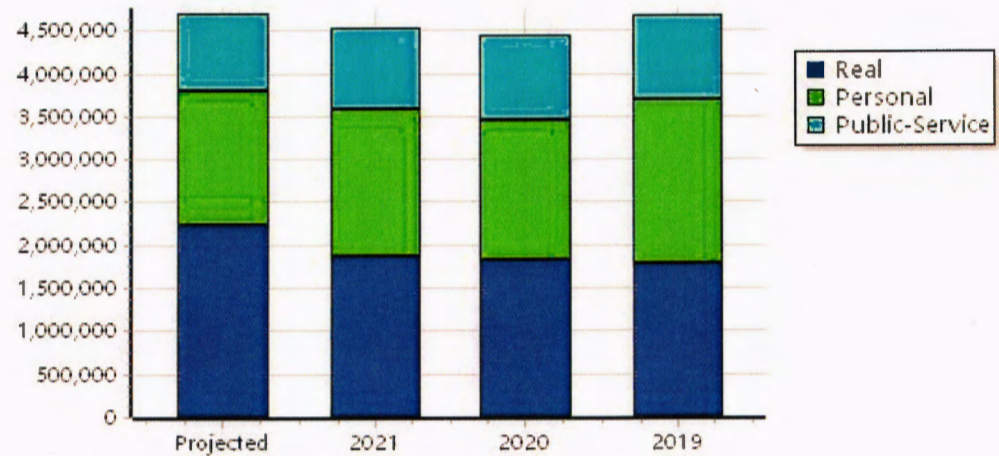
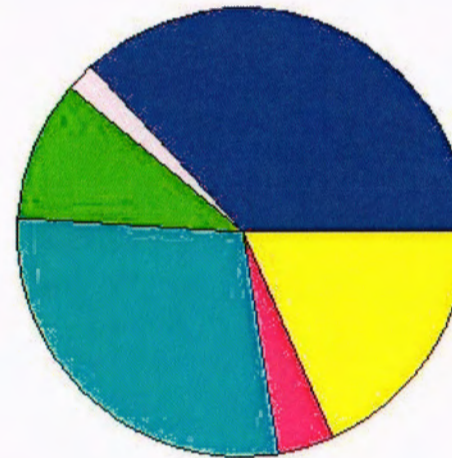
Other Exemption Loss 19,259

**TIF Increment Value**

**Retained TIF Value**

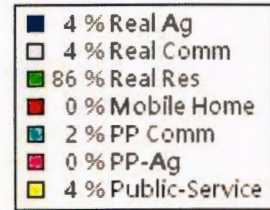
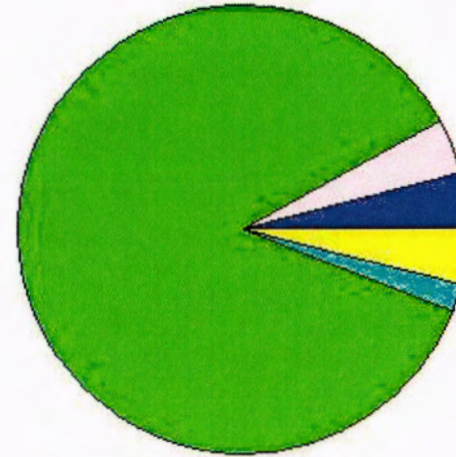
**Net Assessed Value** 4,699,256

**Under Protest**






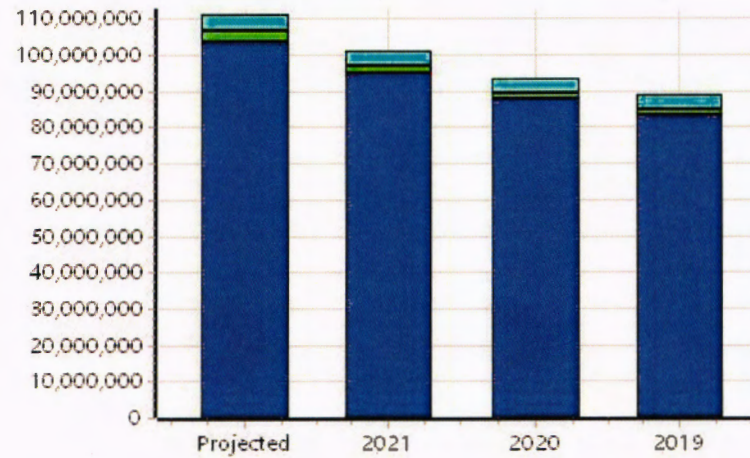
Real	Count	Value
Agricultural	202	4,320,647
Commercial	121	4,478,223
Residential	4,214	100,374,866
<b>Total Real Value</b>	<b>4,537</b>	<b>109,173,736</b>
Homestead	1,893	1,910,329
Veteran	112	3,566,222
Other	0	0
<b>Total Exempt</b>	<b>2,027</b>	<b>5,476,551</b>



**TIF Increment Value**

<b>Net Assessed</b>		<b>103,697,185</b>
<b>Under Protest</b>		
Senior Freeze	200	1,106,750
Capped Parcels	1,668	6,438,780

Personal	Count	Value
Agricultural	47	258,401
Commercial	207	2,634,398
Mobile Home	89	233,369
<b>Total Personal</b>	<b>343</b>	<b>3,126,168</b>
<b>Total Exempt</b>	<b>2</b>	<b>316</b>



**TIF Increment Value**

<b>Net Assessed</b>		<b>3,125,852</b>
<b>Under Protest</b>		

Public Service	Count	Value
<b>Total PS Value</b>	<b>31</b>	<b>4,382,993</b>

**TIF Increment Value**

<b>Net Assessed</b>		<b>4,382,993</b>
<b>Under Protest</b>		

District Totals	
Total Gross Value	116,682,897
Homestead Loss	1,910,329
Other Exemption Loss	3,566,538
<b>TIF Increment Value</b>	
<b>Retained TIF Value</b>	
<b>Net Assessed Value</b>	<b>111,206,030</b>
<b>Under Protest</b>	

Real	Count	Value
Agricultural	325	3,337,332
Commercial	12	191,554
Residential	412	7,914,089
<b>Total Real Value</b>	<b>749</b>	<b>11,442,975</b>
Homestead	234	237,000
Veteran	7	151,550
Other	0	0
<b>Total Exempt</b>	<b>244</b>	<b>388,550</b>

**TIF Increment Value**

**Net Assessed** 11,054,425

**Under Protest**

Senior Freeze	25	113,142
Capped Parcels	337	1,408,303

Personal	Count	Value
Agricultural	54	117,570
Commercial	44	7,064,824
Mobile Home	14	59,407
<b>Total Personal</b>	<b>112</b>	<b>7,241,801</b>
<b>Total Exempt</b>	<b>4</b>	<b>656</b>

**TIF Increment Value**

**Net Assessed** 7,241,145

**Under Protest**

Public Service	Count	Value
<b>Total PS Value</b>	<b>23</b>	<b>19,298,165</b>

**TIF Increment Value**

**Net Assessed** 19,298,165

**Under Protest**

**District Totals**

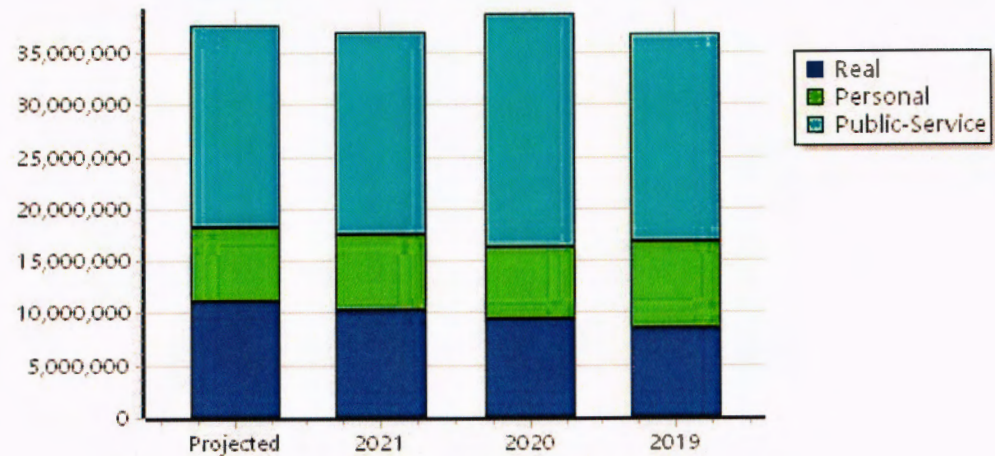
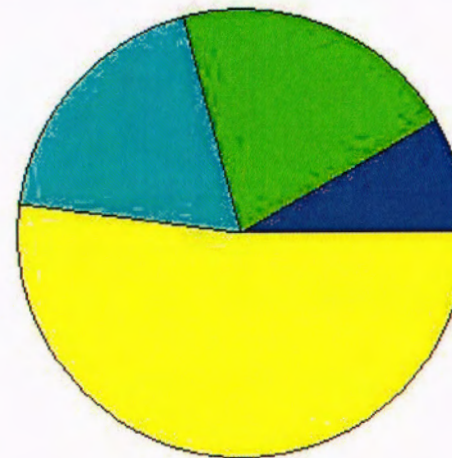
Total Gross Value	37,982,941
Homestead Loss	237,000
Other Exemption Loss	152,206

**TIF Increment Value**

**Retained TIF Value**

**Net Assessed Value** 37,593,735

**Under Protest**



Real	Count	Value
Agricultural	3	20,764
Commercial	0	0
Residential	0	0
<b>Total Real Value</b>	<b>3</b>	<b>20,764</b>
Homestead	0	0
Veteran	0	0
Other	0	0
<b>Total Exempt</b>	<b>0</b>	<b>0</b>

**TIF Increment Value**

**Net Assessed 20,764**

**Under Protest**

Senior Freeze	0	0
Capped Parcels	1	253

Personal	Count	Value
Agricultural	3	2,574
Commercial	3	237,905
Mobile Home	3	19,542
<b>Total Personal</b>	<b>9</b>	<b>260,021</b>
<b>Total Exempt</b>	<b>0</b>	<b>0</b>

**TIF Increment Value**

**Net Assessed 260,021**

**Under Protest**

Public Service	Count	Value
<b>Total PS Value</b>	<b>2</b>	<b>5,304</b>

**TIF Increment Value**

**Net Assessed 5,304**

**Under Protest**

**District Totals**

Total Gross Value 286,089

Homestead Loss 0


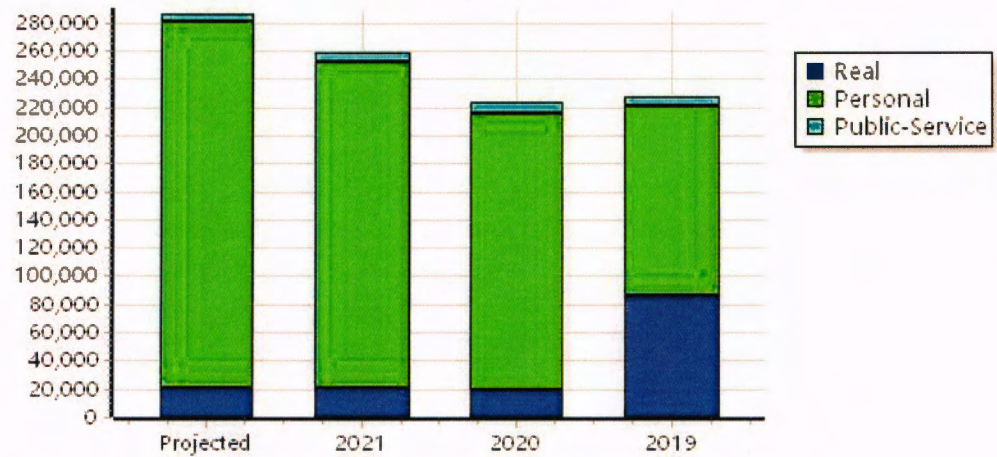
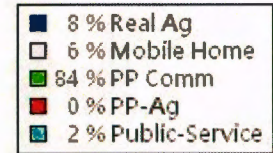
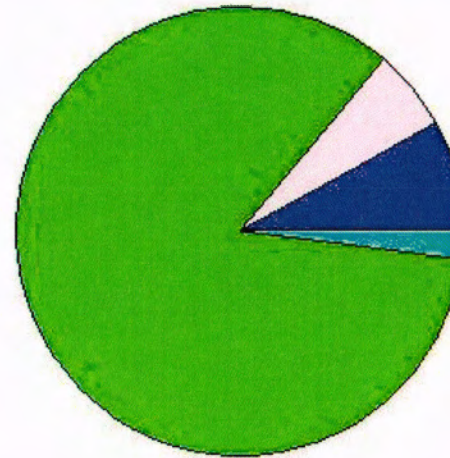
Other Exemption Loss 0

**TIF Increment Value**

**Retained TIF Value**

**Net Assessed Value 286,089**

**Under Protest**



Real	Count	Value
Agricultural	376	2,464,119
Commercial	0	0
Residential	254	1,821,974
<b>Total Real Value</b>	<b>630</b>	<b>4,286,093</b>
Homestead	102	106,595
Veteran	6	127,658
Other	0	0
<b>Total Exempt</b>	<b>114</b>	<b>234,253</b>

**TIF Increment Value**

**Net Assessed 4,051,840**

**Under Protest**

Senior Freeze	21	89,587
Capped Parcels	250	762,489

Personal	Count	Value
Agricultural	34	112,435
Commercial	15	447,703
Mobile Home	11	32,994
<b>Total Personal</b>	<b>60</b>	<b>593,132</b>
<b>Total Exempt</b>	<b>4</b>	<b>800</b>

**TIF Increment Value**

**Net Assessed 592,332**

**Under Protest**

Public Service	Count	Value
<b>Total PS Value</b>	<b>8</b>	<b>5,430,899</b>

**TIF Increment Value**

**Net Assessed 5,430,899**

**Under Protest**

**District Totals**

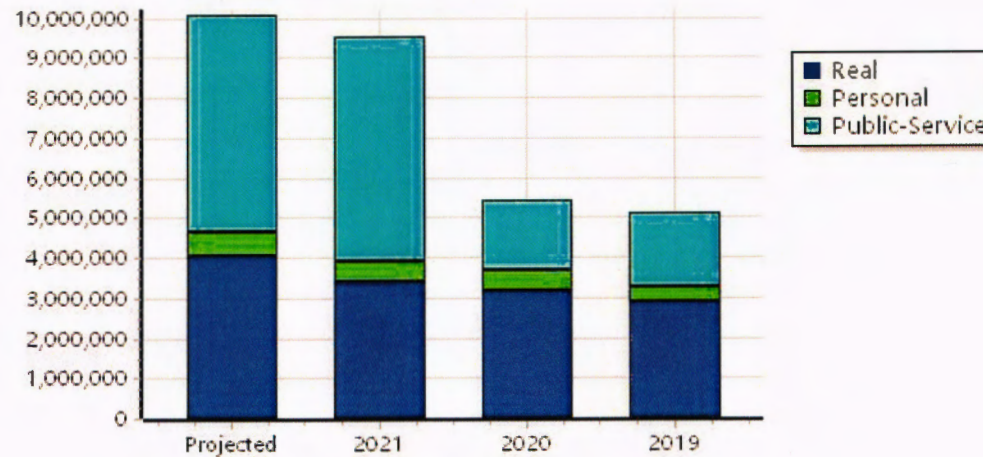
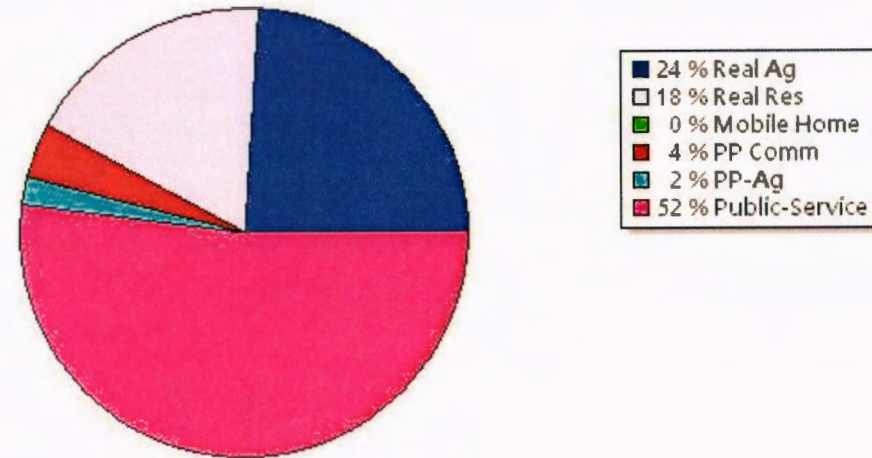
Total Gross Value	10,310,124
Homestead Loss	106,595
Other Exemption Loss	128,458

**TIF Increment Value**

**Retained TIF Value**

**Net Assessed Value 10,075,071**

**Under Protest**



Real	Count	Value
Agricultural	174	2,338,219
Commercial	4	92,096
Residential	2,054	44,954,366
<b>Total Real Value</b>	<b>2,232</b>	<b>47,384,681</b>

Homestead	847	853,000
Veteran	57	1,901,811
Other	0	0
<b>Total Exempt</b>	<b>910</b>	<b>2,754,811</b>

**TIF Increment Value**

<b>Net Assessed</b>		<b>44,629,870</b>
---------------------	--	-------------------

**Under Protest**

Senior Freeze	84	462,933
Capped Parcels	661	1,377,908

Personal	Count	Value
Agricultural	41	63,442
Commercial	41	350,581
Mobile Home	23	198,060
<b>Total Personal</b>	<b>105</b>	<b>612,083</b>

<b>Total Exempt</b>	<b>1</b>	<b>51</b>
---------------------	----------	-----------

**TIF Increment Value**

<b>Net Assessed</b>		<b>612,032</b>
---------------------	--	----------------

**Under Protest**

Public Service	Count	Value
<b>Total PS Value</b>	<b>16</b>	<b>1,947,563</b>

**TIF Increment Value**

<b>Net Assessed</b>		<b>1,947,563</b>
---------------------	--	------------------

**Under Protest**

**District Totals**

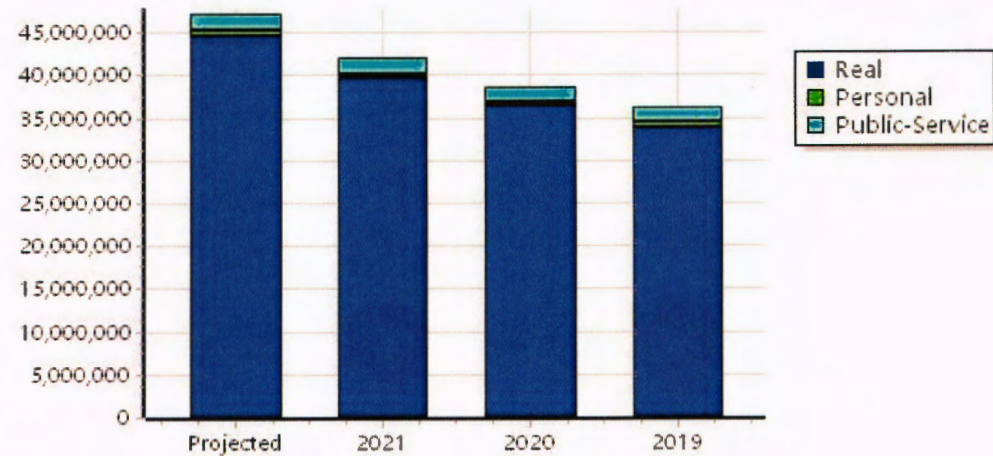
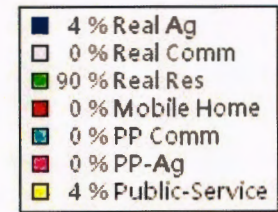
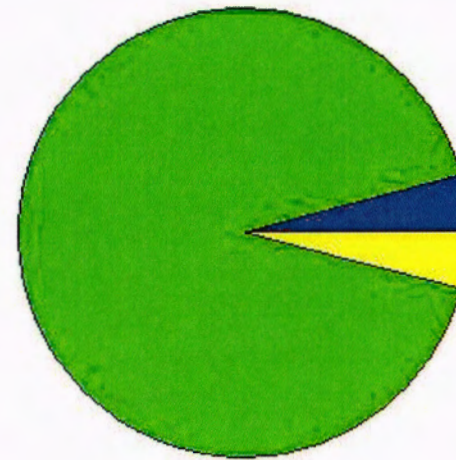
Total Gross Value	49,944,327
Homestead Loss	853,000
Other Exemption Loss	1,901,862

**TIF Increment Value**

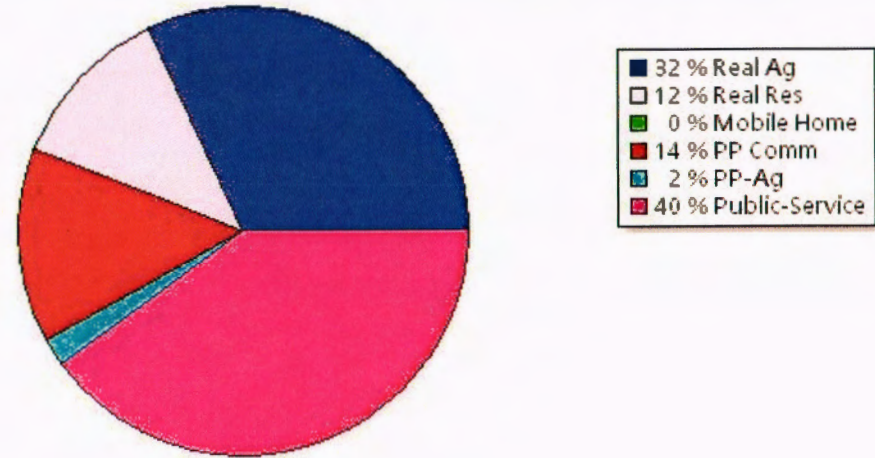
**Retained TIF Value**

<b>Net Assessed Value</b>	<b>47,189,465</b>
---------------------------	-------------------

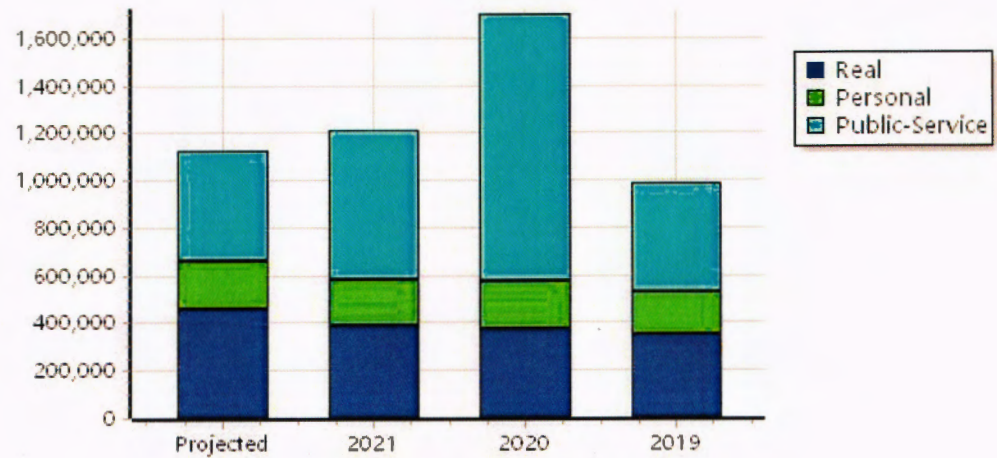
**Under Protest**



Real	Count	Value
Agricultural	71	369,146
Commercial	0	0
Residential	47	135,820
<b>Total Real Value</b>	<b>118</b>	<b>504,966</b>
Homestead	17	18,000
Veteran	1	26,183
Other	0	0
<b>Total Exempt</b>	<b>19</b>	<b>44,183</b>
<b>TIF Increment Value</b>		
<b>Net Assessed</b>		<b>460,783</b>
<b>Under Protest</b>		
Senior Freeze	4	8,606
Capped Parcels	44	83,806



Personal	Count	Value
Agricultural	11	26,899
Commercial	2	169,979
Mobile Home	1	5,669
<b>Total Personal</b>	<b>14</b>	<b>202,547</b>
<b>Total Exempt</b>	<b>1</b>	<b>74</b>
<b>TIF Increment Value</b>		
<b>Net Assessed</b>		<b>202,473</b>
<b>Under Protest</b>		



Public Service	Count	Value
<b>Total PS Value</b>	<b>9</b>	<b>461,908</b>
<b>TIF Increment Value</b>		
<b>Net Assessed</b>		<b>461,908</b>
<b>Under Protest</b>		

<b>District Totals</b>	
Total Gross Value	1,169,421
Homestead Loss	18,000
Other Exemption Loss	26,257
<b>TIF Increment Value</b>	
<b>Retained TIF Value</b>	
<b>Net Assessed Value</b>	<b>1,125,164</b>
<b>Under Protest</b>	